



Year 1



Term 6 Week 7: 13th – 17th July

This week's topic: Kings & Queens

Dear Parents & Carers,

We can't believe we've reached the end of the school year! We would like to thank you for all your support with the home learning packs as well as talking to the children about their return to school. We have been so impressed by the children's adaptability and resilience over the past couple of weeks when they have been back in school. We hope that they have enjoyed seeing their friends and classmates.

This week's theme is Kings & Queens and we have planned activities to learn about important historical figures, as well as a tale about a modern-day Princess. We hope you enjoy these!

You will find daily activities with resources available, either as links on the plan, as well as on the school website. As in previous weeks, we have included links to Phonics website phonicsplay.co.uk – for some activities you may have to sign in, in which case use the free membership username '**march20**' and password '**home**'. Continue to log on to SumDog for Maths and Grammar activities each week.


You can continue to send pictures of your work to us through the school email address:

admin@dalmain.lewisham.sch.uk and make sure you include **FAO Miss Grant or Miss Rowse** in the subject.

Your pack includes:

- Open ended project ideas and research topics
- Activities to explore independently or together
- Daily maths lessons
- Daily phonics lessons (10-15 minutes long)
- Games to play
- Ideas for science experiments
- Art and craft ideas
- Links to other learning resources



Day	Tasks	Completed?
Monday	<p>Maths Week 11 Lesson 1 – Find a half (1). Watch the video https://vimeo.com/434744785 and then please either print and complete the worksheet or write in your exercise book. https://resources.whiterosemaths.com/wp-content/uploads/2020/06/Lesson-1-Find-a-half-1.pdf</p> <p>Phonics This week we would like you to investigate alternative spellings for different phonemes.</p> <p>Let's investigate the phoneme /oi/</p> <p>First, Read the text on https://www.phonicsplay.co.uk/resources/phase/5/alt-spellings-oi aloud. Ask your child to put their thumb up when they hear the phoneme /oi/.</p> <p>If you are able to print out the text, ask your child to underline all the words that contain the phoneme /oi/ and ask them to see how many ways of spelling the phoneme there are. If you are unable to print out the text, you could write down the words in your exercise book.</p> <p>Next, click on the 'Reveal Graphemes' button. The /oi/ phonemes will be revealed. How many did you get correct?</p> <p>Suggested words for writing or reading: boys, oysters, spoil, boing Suggested sentence for writing or reading: Dig deep in the soil and you might find coins or toys.</p> <p>Kings and Queens</p>  <p>For many years there have been people who have ruled over the land where we live. Share this picture with your child. Discuss how we can tell they are Kings/Queens - what clues are in the pictures?</p>	

Next, show your child a picture of Queen Elizabeth II. She became Queen when she was very young (25). She has reigned for over 60 years! Show a picture of the coronation of Elizabeth II and explain that when somebody becomes a king or a queen they wear a crown and ring, sit on a throne and hold a sceptre and orb.




Activity:

Draw and label a picture of Queen Elizabeth II with her crown, throne, sceptre and orb.

Story time – The Queen’s Knickers

<https://www.youtube.com/watch?v=DIKtVg0GXAc>



Tuesday

Maths

Week 11 Lesson 2 – Find a half (2). Watch the video on <https://vimeo.com/434744955> and then please either print and complete the worksheet or write in your exercise book. <https://resources.whiterosemaths.com/wp-content/uploads/2020/06/Lesson-2-Find-a-half-2.pdf>



Phonics

Let's continue investigating the phoneme /oi/ today!

Have a go at playing Word Sort.

<https://www.phonicsplay.co.uk/resources/phase/5/alt-spellings-oi> Click the red button to reveal a word card. Sound talk the word and decide which column this word belongs in. Continue with the rest of the words. Can you identify the best bet (which is the most commonly used grapheme for the /oi/ phoneme?) Can you find any other rules (graphemes that only occur at the start/end of words or before certain letters?)


Suggested words for writing or reading: **oil, poison, annoyed, loyal**

	<p>Suggested sentence for writing or reading: Do many royals enjoy going to work?</p> <p>Who was Elizabeth I? Elizabeth I was Queen of England, Ireland and Wales from 1558 – 1603. She was the daughter of Henry VIII, but how did she become Queen, and what was she famous for? Watch this video to find out: https://www.bbc.co.uk/bitesize/topics/zkrkscw/articles/zkh7bdm</p> <p>Even though a lot of people thought that Elizabeth I could not be Queen because she was a woman, she proved them wrong. Artists who painted her portrait made sure she came across as strong and mighty.</p>  <p>Activity: Have a go at painting a self-portrait. What do you want people to notice about you? Perhaps you want to come across as strong and mighty too, or perhaps you want people to notice some of your other qualities and interests, like how sporty you are or your problem-solving skills.</p> <p>Storytime – Angelina and the Royal Wedding https://www.youtube.com/watch?v=6mFHNfaTaom</p> 	
<p>Wednesday</p>	<p>Remember that it is Wellbeing Wednesday – check the school’s website for this week’s updates! Look under News & Dates / Coronavirus Updates and you will find loads of resources and activities.</p> <p>Maths Week 11 Lesson 3 – Find a quarter. Watch the video on https://vimeo.com/434745167 and then please either print and complete the worksheet or write in your exercise book. https://resources.whiterosemaths.com/wp-content/uploads/2020/06/Lesson-3-Find-a-quarter-1.pdf</p> <p>Phonics Let’s investigate the phoneme /oo/ and (y)/oo/ Read the text on https://www.phonicsplay.co.uk/resources/phase/5/alt-spellings-oo aloud. Ask your child to put their thumb up when they hear the phoneme /oo/ or (y)/oo/.</p> <p>If you are able to print out the text, ask your child to underline all the words that contain the phoneme /oo/ or (y)/oo/ and ask them to see how many ways of spelling the phoneme there are. If you are unable to print out the text, you could write down the words in your exercise book. Next, click on the ‘Reveal Graphemes’ button. The /oo/ and (y)/oo/ phonemes will be revealed. How many did you get correct?</p> <p>Suggested words for writing or reading: glue, cube, tissue, chewing Suggested sentence for writing or reading: I flew to rescue my cute nephew.</p>	

	<p>Today's story is not about a King or a Queen...but a slightly unusual Princess!</p> <p>The Paper Bag Princess – Watch this video of the author Robert Munsch reading his book aloud https://www.youtube.com/watch?time_continue=17&v=hIPrb-sA6Uo&feature=emb_logo</p> <p>Did you like the story? Why do you think Ronald reacted the way he did at the end of the story? Was he right to? Do you think Elizabeth was happy at the end of the story? How can you tell?</p> <p>In many stories we see a Princess being saved by a Prince. In this story it was the other way round. The Princess was brave chasing after the dragon. In many stories we see a Princess with clean hair and nice clothes. In this story the Princess had messy hair and wore a paper bag. In many stories we see the Prince as a kind person. In this story the Prince was not kind. When we have an idea about what someone or a group of people are like without any reasons or evidence, we can call that a stereotype. In many stories the Princess needs help. In this story the Princess is strong and brave. Sometimes people expect us to behave or dress a certain way, but what matters is what we are like on the inside.</p> <p>Activity: You have all been stars this year and we are so proud of your achievements. What are you most proud of? Perhaps you have been brave or perhaps you have been really kind to your family? Write down some of the things that make you special and unique.</p>	
<p>Thursday</p>	<p>Maths Week 11 Lesson 4 – Find a quarter (2) Watch the video on https://vimeo.com/434745348 and then please either print and complete the worksheet or write in your exercise book. https://resources.whiterosemaths.com/wp-content/uploads/2020/06/Lesson-4-Find-a-quarter-2.pdf</p> <p>Phonics Let's continue investigating the phonemes /oo/ and (y)/oo/ today!</p> <p>Have a go at playing Word Sort. https://www.phonicsplay.co.uk/resources/phase/5/alt-spellings-oo Click the red button to reveal a word card. Sound talk the word and decide which column the word belongs in. Continue with the rest of the words. Can you identify the best bet (which is the most commonly used grapheme for the /oo/ or (y)/oo/ phoneme? Can you find any other rules (graphemes that only occur at the start/end of words or before certain letters?)</p> <p>Suggested words for writing or reading: mule, screw, blew, statue Suggested sentence for writing or reading: Is it true she threw a computer across the room?</p>	



Buckingham Palace



Buckingham Palace is one of London's most famous tourist attractions – but how much do you know about it? Use Kiddle to find out interesting facts! You could use your new knowledge to make a model of it, or you could make an information book about Buckingham Palace.

Friday

Maths Investigation – Halving

Have a go at solving this problem which will consolidate your understanding of halving and halves. <https://nrich.maths.org/1788/note>

Phonics

Let's have a go at playing Key Word Bingo to help revise the Phase 5 tricky words.

<https://www.sparklebox.co.uk/thumbs796-800/sb796prev.html>

If I were King or Queen...

Read this poem by A. A. Milne called 'If I were King'. You might want to read it aloud a couple of times to really get the rhythm of the poem.

If I Were King

by A. A. Milne

I often wish I were a King,
And then I could do anything.

If only I were King of Spain,
I'd take my hat off in the rain.

If only I were King of France,
I wouldn't brush my hair for aunts.

I think, if I were King of Greece,
I'd push things off the mantelpiece.

If I were King of Norway,
I'd ask an elephant to stay.

If I were King of Babylon,
I'd leave my button gloves undone.

If I were King of Timbuctoo,
I'd think of lovely things to do.

If I were King of anything,
I'd tell the soldiers, "I'm the King!"

What did you think of the poem? Did you like it? Why?
Imagine you are given the chance to be King or Queen...what would you do? What is most important to you? Have a go at writing about this! You could write it as a poem like the one by A. A. Milne or you could write it as a speech.

Eat like a Royal!

Queen Elizabeth starts her day with a cup of tea – Earl Grey specifically — with no added sugar or milk. The Queen chooses between three breakfast choices on any given day: cereal with fresh fruit, toast with marmalade, or scrambled eggs with smoked salmon and a grating of truffle.

Each day at 5 pm precisely, the Queen indulges in high tea, where she treats herself to a full afternoon spread of scones and finger sandwiches. (cucumber and cream cheese)
According to her former butler, the Queen used to toss the scones under the table for her corgis to feast on! Her rules for finger sandwiches: no crusts and never cut them rectangularly lest they resemble coffins and bring her bad luck.



Would you like to eat like the Queen?

You could try preparing cucumber sandwiches with cream cheese - remember not to cut the sandwiches in a rectangular shape! Or you could have a go at making scones! Here is a recipe you can follow:






<https://www.bbcgoodfood.com/recipes/classic-scones-jam-clotted-cream>






Additional Activities

Science	<p>Here are some interesting experiments for you to try! https://family.co/blog/inspiration/10-eyfs-science-experiments/</p>
Art / DT	<p><u>Design and make your own crown</u> All self-respecting king or queen needs to wear a crown to command his or her subjects! Follow the link below to design and make your own Crown!</p> <p>https://www.firstpalette.com/craft/medieval-crown.html</p> <p><u>Paint your own Portrait as a King or Queen!</u> Paint or draw your portrait as a royal figure! Think about the expressions Kings and Queens have on their faces, they usually look very serious. Maybe you could break the mould and smile in your painting! What might you be wearing? Follow the link below for some inspirational ideas!</p> <p><u>Build your own Castle</u> <i>From TP & Kitchen rolls</i></p>  <p>https://www.deepspacesparkle.com/fairy-tale-kings-and-queens-art-project/</p> <p><u>Make your own Castle!</u> If you are going to be King or Queen for the day, you need to have your own castle or Palace Follow the link below to build your own!</p> <p>https://www.funlittles.com/tp-roll-craft-castle/</p> <p><u>Learn how to draw or paint a Fairy-tale Castle!</u> Follow the link below to learn how to paint your very own Fairy-tale castle https://www.deepspacesparkle.com/watercolor-castle-art-project/</p> <p>Follow the link below for a step-by-step tutorial to draw your own castle: https://www.youtube.com/watch?v=R_8WQZ8x71I</p> <p><u>Redesign the Dalmain Logo for our Art Twitter Page</u></p>  <p>Calling all Dalmain Artists! We would like you to redesign The Dalmain Logo for our @dalmain_art Twitter page. Here are some different art movements from history that you could use to base your design on.</p>



	<div style="display: flex; justify-content: space-around; text-align: center;"> <div>Surrealist </div> <div>Cubism </div> <div>Abstract </div> <div>Pop Art </div> </div> <p>We now have a Dalmain Twitter Art page @dalmain_art for you to share your work with the rest of the school community! We would love to see what you have created to celebrate the gifted artists we have in the school. We will also be sharing ideas and inspirational arts and crafts so don't forget to take a look.</p>
<p>Music</p>	<p>'Emotions song' - https://www.youtube.com/watch?v=ZHS7vCdBeus Can you join in by showing the different emotions in this song?</p> <p>John Legend – Sesame Street https://www.youtube.com/watch?v=Kdni-YMw9ks Clap and sing along to this song which is called 'Sing a song'!</p> <p>'The Emperor's new clothes' by Hans Christian Andersen</p> <div style="display: flex; align-items: center;">  <div style="margin-left: 10px;"> <p>emperornewclothes. mp3</p> </div> </div> <p>Click on this link to hear the story all about the Emperor who was tricked into buying some unusual new clothes. Can you draw some pictures of what happens in the story? Can you practise writing the word 'King'? Can you think of any other words that rhyme with the word King? https://www.youtube.com/watch?v=aMsgAuvEIBc</p> <p>Click on this youtube link to hear a song of the story. This was one of Mrs Jackson's favourite songs when she was a little girl.</p> <p>'In the hall of the mountain King' by Grieg https://www.bbc.co.uk/programmes/articles/1rpRf1Q7cK683F9LlwqTb5x/in-the-hall-of-the-mountain-king-by-edvard-grieg</p> <p>This piece of music is from the 'Peer Gynt' suite which tells the story of the boy Peer Gynt who falls in love with a girl but is not allowed to marry her. He runs away to the mountains but is captured by the trolls who take him to their King. Peer tries to escape but is chased by the trolls and runs into the troll King but eventually gets away. Listen out for the strings that play the sound of Peer tiptoeing and running to escape. The tiptoeing sound is made when the string players pluck the strings of their instruments which is called pizzicato using their fingers rather than the bow. Can you creep around your room to the music pretending that you are Peer? You will hear when Peer comes across the troll King. You will need to run away then</p> <p>Click on this link to join in with some actions to the piece. https://www.youtube.com/watch?v=98g2lGBsplc</p> <p>This piece of music is all about the king of the trolls who lives in a mountain. Join in with the actions that the trolls like to perform when they hear this music.</p> <p>'I just can't wait to be king' - https://www.youtube.com/watch?v=l8UFnc85-xM An uplifting song to sing and dance along to. Sing with your loudest voice!!</p> <p>'Hakuna Matata' from 'Lion King' https://www.youtube.com/watch?v=nbY_aP-alkw 'What a wonderful phrase!!'</p> <p>Martin Luther King - https://www.youtube.com/watch?v=1bitFKzQoNo What was Martin Luther King's dream? Can you join in by clapping along to this song?</p>

	<p><u>'Dig a little deeper' from 'The Princess and the Frog'</u> https://www.youtube.com/watch?v=2v7QQbJO6aw Boogie on down to this fun song. What is the message that the song is telling us?</p> <p><u>Mrs Jackson wishes you a fantastic summer and can't wait to see you all in school again. Stay safe and lots of love to you all!</u></p>
P.E.	<p>The River – https://vimeo.com/434714261 Trinity Laban dance teacher Wendy Steatham explores how to write numbers in the air with different parts of the body and how to create body shapes to represent the 'addition' and 'equals' symbols. The children are then supported to choreograph their own 'addition dance' - dancing the answers too!</p>
Extra fun	<p><u>Hand print castle</u></p>  <p>Make a castle using your hand print and some paint. You could decorate it with glitter or other materials.</p> <p><u>Kings and Queens</u> Use toilet roll tubes to make models of Kings and Queens.</p>  <p><u>Paper plate crown</u></p>  

Cardboard castle

Use toilet roll tubes or cardboard boxes to create your own castle!



Royal Cape Craft

Make this wonderful royal cape in a jiffy - and dress up in royal style!

You will need:

Red crepe paper (50cm by 150cm)

Double sided tape

Sticky tape

Cotton wool balls

Instructions:

Lay out the paper. Stick a strip of double sided tape down the short sides of the paper. Stick cotton wool balls to the tape.

Make pleats along one long length of the paper and tape in place. Turn the paper over and tape the pleats on the back too.

To wear the cape, wrap it around your shoulders and tape it together at the front neck.

