



Reception



Term 6 Week 7: 13th – 17th July

This week's topic: Kings & Queens

Dear Parents & Carers

We trust that you are all well and keeping safe. We have been so impressed at how well the children have adjusted to being back in school. They have displayed resilience and adaptability and we hope they have enjoyed being back and seeing their friends.

This is our last home learning pack! Looking back to the past few months, we are amazed at how well everyone has done with the home learning. We know it has not been easy to balance this with work and we want to extend our sincere thanks to you all.

This week's theme is Kings & Queens. For this topic, we would like to encourage lots of talk and discussion about the stories we are recommending and the messages within them. As always, we will also be encouraging lots of creativity, sparkles and fire-breathing adventures! In addition to our main theme, we would like to continue our focus on encouraging the children to learn and talk about Black history. This week we will be looking at the life of the amazing performer **Josephine Baker**.

We have tried to give you as much choice as possible, so do not feel that you have to complete every single activity.

In your pack each week we will try to include:

- Open ended project ideas and research topics
- Activities to explore independently or together
- Daily Maths lessons
- Games to play
- Ideas for science experiments
- Art and craft ideas
- Links to other learning resources
- A use for toilet roll tubes...



It has been a pleasure having your children in Ali and Obama Class this year and we have thoroughly enjoyed working in partnership with all of you. We hope you have a fantastic Summer – look out for the holiday activity project for Year 1 as well as the transition booklet that all children will receive. We look forward to seeing you back in school in September.

Best wishes,

Ms Sewani and Mr Rodrigues

Day	Tasks	Completed?
PSED	<p>#blacklivesmatter</p> <p>We hope you have enjoyed learning about the different inspirational people who have strived to ensure fairness and equality for all. This week's focus will be on the amazing dancer Josephine Baker!</p> <div data-bbox="365 376 1203 734" data-label="Image"> </div> <div data-bbox="253 768 611 1191" data-label="Image"> </div> <p>Read about Josephine Baker here: https://www.youtube.com/watch?v=O2WMHFkGXGU</p> <p>Watch Josephine Baker dance: She's amazing, and she pulls some very unusual and funny faces too! https://www.youtube.com/watch?v=cOdPGZkQaFE</p> <p>Here she is singing in French: https://www.youtube.com/watch?v=h2ph9aOy-dQ</p> <p>Activity: Josephine wore some amazing costumes and headdresses for her performances. Perhaps you could draw a picture of Josephine dancing in a beautiful and colourful costume or you could make your own headdress using feathers and or coloured paper! You could even make up your own performance and dance for your family. Maybe you could learn a few French words or you could count to 10 in French!</p> <p>Learn to count to 10 in French: https://www.youtube.com/watch?v=kWQn2Hg2AHk</p> <div data-bbox="951 1128 1326 1686" data-label="Image"> </div>	

Monday

Phonics

Use this week to revise all the sounds we have learnt so far, practise saying them, recognising them and writing them on their own and in words.


Today you could practise the initial sounds and work a little on your letter formation. Make sure you start writing your letters from the correct place and try really hard to keep all your letters the appropriate size. Practise writing the capital letter and the lower case (small) letter.



Here is a **song** all about the letters of the alphabet and the sound they make:

<https://www.youtube.com/watch?v=zNmh4s9un3c>

Story time



Angelina and the Royal Wedding

<https://www.youtube.com/watch?v=6mFHNfaTaoM>

Activity: what would you perform at the royal wedding? Write a letter describing your talent and persuading the couple to hire you!

Maths

Complete this week's White Rose Maths Activities Week 11 Day 1 – The Dinosaur that pooped a planet

<https://whiterosemaths.com/homelearning/early-years/>

Tuesday

Phonics


Revise the **Phase 3** sounds we have been learning. Again, you can practise saying, recognising and writing them.

Phase 3 Sounds Letter Formation

j v w x y z zz qu
ch sh th ng ai ee
igh oo oa ar or ur
ow oi ear air ure er

Story time - Story time – The Queen’s Knickers

<https://www.youtube.com/watch?v=DIKtVg0GXAc>



Activity: Design a pair of knickers for the Queen to visit Dalmain. What colours would you use? Would they include our school logo? What pattern might they have on them? Remember they have to look Royal as they are for the Queen!



Maths

Complete this week’s White Rose Maths Activities Week 11 Day 2 - The Dinosaur that pooped a planet

<https://whiterosemaths.com/homelearning/early-years/>

Wednesday

Remember that it is Wellbeing Wednesday – check the school's website for this week's updates! Look under News & Dates / Coronavirus Updates and you will find loads of resources and activities.

Phonics

Write down a few words that contain different phase 3 sounds for example:


rain	tear	night	chips	think	strong	Boat	start
------	------	-------	-------	-------	--------	------	-------

Cut them out and put them in a jar. Then you can pick them out at random, sound out and read each one before writing them down. Maybe you could write them in a sentence too. For example:

I can hear the rain.

I like chips and ketchup.

My boat is big and red.



Story time


The Knight Who Wouldn't Fight – Read by author Helen Docherty

<https://www.youtube.com/watch?v=l6T8DCD99GY>

Coat of Arms

Design your own family inspired Coat of Arms. Maybe think of a bold and exciting family motto. Discuss what your family values are, where you are from what inspires you. You could draw a family picture, a favourite animal or mystical creature, add your favourite colours and include a pattern!

<https://www.primroseschools.com/blog/create-a-coat-of-arms-as-a-family-with-this-fun-activity/>



Royal Cooking Fun!

Queen of hearts jam tarts. As you have been learning about Kings and Queens this week, we thought it would be a great idea to make some jam tarts - fit for the Queen!

Ingredients you will need are;
8 ounces plain flour
4 ounces butter, chilled and cut into small pieces
1 -2 tablespoon cold water
flour, for dusting
lemon curd, strawberry jam or black currant jam
caster sugar, for sprinkling

Full instructions can be found on: <https://www.food.com/recipe/the-queen-of-hearts->

[valentines-jam-tarts-349170](#) Enjoy!



Maths

Complete this week's White Rose Maths Activities Week 11 Day 3 - The Dinosaur that pooped a planet

<https://whiterosemaths.com/homelearning/early-years/>

Thursday

Phonics

Use today's phonics time to play a 'Hunt the word' game. Write down some words on card or use the ones from yesterday and get your grown up to hide them in the house or garden. You could play with a sibling or friend. See if you can find them. If you can sound out and read the word to your grown up then you get a point. Keep a tally of how many points you get. Maybe you can ask your grown up for a prize for the winner!

Amazing Lions!

Lions are known as the King of the Jungle. We thought it would be fun to spend some time today learning about lions, singing lion songs and making your own lion!




Storytime: The Lion Inside

https://www.youtube.com/watch?v=GlfDD3gYZ_0

or

Storytime: How to Hide a Lion

<https://www.youtube.com/watch?v=REiuXArngfk>




Fun Facts about Lions

<https://kids.nationalgeographic.com/animals/mammals/lion/>

Activity: Lion Facts

Research some amazing facts about lions and make your own Lion fact book.



'I just can't wait to be king' - <https://www.youtube.com/watch?v=l8UFnc85-xM>

A wonderful song to sing and dance along to.

'Going on a lion hunt' - <https://www.youtube.com/watch?v=03i5v1PS7P4>

Join in with this song about the King of the jungle. Can you make up your own actions? Enjoy making the sounds such as the 'swish, swish' of the grass.

Activity: Toilet roll lion!



<https://www.craftymorning.com/heart-shape-toilet-paper-roll-lion-craft-kids/>

Maths

Complete this week's White Rose Maths Activities Week 11 Day 4 - The Dinosaur that pooped a planet

<https://whiterosemaths.com/homelearning/early-years/>

Friday


Phonics

Play Key Word Bingo with a few friends or family members. Write down about 8 key words on 8 pieces of paper and place in a jar/box. Each player must choose 4 of the 8 words to write on their paper. Then play Bingo by drawing the words out of the jar and reading them out loud. Check if you have the word on your list of 4 and cross it out if you do. The first person to cross out all 4 words gets to shout BINGO!

More phonics fun can be found here:

<https://www.phonicsplay.co.uk/resources>

The Paper Bag Princess – Watch this video of the author Robert Munsch reading his book aloud https://www.youtube.com/watch?time_continue=17&v=hIPrb-sA6Uo&feature=emb_logo



Did you like the story? It is one of Ms Sewani's favourite books! Why do you think Ronald reacted the way he did at the end of the story? Was he right to? Do you think Elizabeth was happy at the end of the story? How can you tell?

Activity: Make yourself an outfit for the party, you could look like the paper bag princess, perhaps you could make a paper suit or cape!



Maths

Complete this week's White Rose Maths Activities Week 11 Day 4 - The Dinosaur that pooped a planet

<https://whiterosemaths.com/homelearning/early-years/>

Music

'Open, shut them' - <https://www.youtube.com/watch?v=ziSR3ZLeDR4>

Here is a fun song to sing. We have sung it in school. Can you teach it to your family or sing it to your toys?

'Emotions song' - <https://www.youtube.com/watch?v=ZHS7vCdBeus>

Can you join in by showing the different emotions in this song?

John Legend – Sesame Street <https://www.youtube.com/watch?v=Kdni-YMw9ks>

Clap and sing along to this song which is called 'Sing a song'!

'Old King Cole' – <https://www.bbc.co.uk/teach/school-radio/eyfs-listen-and-play-old-king-cole/zfsxwty>

Which instruments can you hear?

Why was the King sad? How did the Queen try and cheer him up?

Who did the King think stole his crown? Who did he ask about his crown? Who had the king's crown?

How did the king feel at the end of the story?

Can you draw a picture to go with the song and story?

You could also make a crown and pretend to be a King or Queen?

'M is for Musician' https://www.youtube.com/watch?v=9DUOi2O_08g

Can you make a drum to play? Maybe you could just find something to tap so that you are the musician.

'The Emperor's new clothes' by Hans Christien Andersen



emperornewclothes.
mp3

Click on this link to hear the story all about the Emperor who was tricked into buying some unusual new clothes. Can you draw some pictures of what happens in the story? Can you practise writing the word 'King'? Can you think of any other words that rhyme with the word King?

<https://www.youtube.com/watch?v=aMsgAuvEIBc>

Click on this youtube link to hear a song of the story. This was one of Mrs Jackson's favourite songs when she was a little girl.

'The Princess and the Pea' - <https://www.youtube.com/watch?v=OVDVoPoONaM>

[Another story by Hans Christian Andersen. What was your favourite part of the story?](#)

Martin Luther King - <https://www.youtube.com/watch?v=1bitFKzQoNo>

[What was Martin Luther King's dream? Can you join in by clapping along to this song?](#)

'In the hall of the mountain king' by Grieg - <https://www.youtube.com/watch?v=98g2IGBsplc>

This piece of music is all about the king of the trolls who lives in a mountain.

Join in with the actions that the trolls like to perform when they hear this music.

Mrs Jackson wishes you a fantastic summer and can't wait to see you all in school again.

Stay safe and lots of love to you all!

Design and make your own crown

All self-respecting king or queen needs to wear a crown to command his or her subjects! Follow the link below to design and make your own Crown!

<https://www.firstpalette.com/craft/medieval-crown.html>



Paint your own Portrait as a King or Queen!

Paint or draw your portrait as a royal figure! Think about the expressions Kings and Queens have on their faces, they usually look very serious. Maybe you could break the mould and smile in your painting! What might you be wearing? Follow the link below for some inspirational ideas!



Build your own Castle

From TP & Kitchen rolls



<https://www.deepspacesparkle.com/fairy-tale-kings-and-queens-art-project/>

Make your own Castle!

If you are going to be King or Queen for the day, you need to have your own castle or Palace
Follow the link below to build your own!

<https://www.funlittles.com/tp-roll-craft-castle/>


Learn how to draw or paint a Fairy-tale Castle!

Follow the link below to learn how to paint your very own Fairy-tale castle

<https://www.deepspacesparkle.com/watercolor-castle-art-project/>

Follow the link below for a step-by-step tutorial to draw your own castle:

https://www.youtube.com/watch?v=R_8WQZ8x71I



Redesign the Dalmain Logo for our Art Twitter Page




Calling all Dalmain Artists! We would like you to redesign The Dalmain Logo for our @dalmain_art Twitter page. Here are some different art movements from history that you could use to base your design on.

Surrealist

Cubism

Abstract

Pop Art



We now have a Dalmain Twitter Art page [@dalmain_art](https://twitter.com/dalmain_art) for you to share your work with the rest of the school community! We would love to see what you have created to celebrate the gifted artists we have in the school. We will also be sharing ideas and inspirational arts and crafts so don't forget to take a look.

PE & Dance

A traditional Kings and Queens Dance:

<https://www.youtube.com/watch?v=Vovojn1jIU0>

Science

Here are some interesting experiments for you to try!

<https://family.co/blog/inspiration/10-eyfs-science-experiments/>

Other activities

Build your own Catapult



<https://thetiptoefairy.com/diy-marshmallow-catapult-2/>

Medieval princess hat



<https://childhood101.com/lets-dress-up-princess-hat-tutorial/#sthash.K9NX6jFs.qjtu>

MELTING CASTLE BAKING SODA SCIENCE SENSORY PLAY

Winter, science, sensory, and fine motor play all in one easy activity using some basic kitchen cupboard ingredients! Use a turkey baster or an eye dropper or an even a small scoop or squeeze bottle. Really, whatever you have in the kitchen will work. Observe the awesome chemical reaction between baking soda and vinegar! Hint: I mix a little warm water into the vinegar to help the melting process! Enjoy!



Frozen Fizzing Icy
MELTING CASTLES



<https://littlebinsforlittlehands.com/frozen-inspired-melting-castles-baking-soda-science-sensory-dough/>