



Reception



Term 6 Week 6: 6th – 10th July

This week's topic: Unicorns & Dragons

(Myths & Legends)

Dear Parents & Carers

We trust that you are all well and keeping safe. We are really enjoying having the children back and we hope that this will support their transition from Reception into the holidays and Year 1 in September.

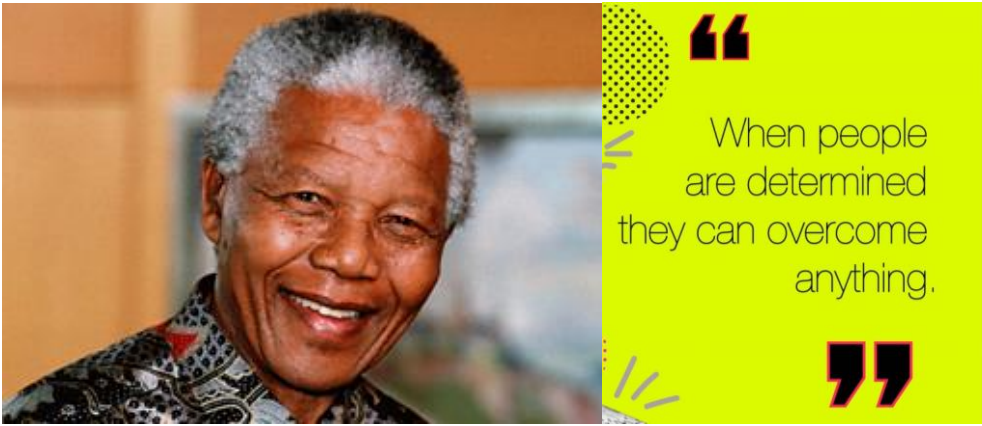


Did you have fun deciding **What's on the Menu?** I wonder what amazing menus you all came up with! This week's theme is Unicorns and Dragons. For this topic, we would like to encourage lots of talk and discussion about the stories we are recommending and the morals within them. We will also be encouraging lots of creativity, sparkles and fire-breathing adventures! In addition to our main theme, we would like to continue our focus on encouraging the children to learn and talk about Black history. This week we will be looking at the life of the great South African leader Nelson Mandela.

We have tried to give you as much choice as possible, so do not feel that you have to complete every single activity. We are really grateful for your support and we hope you enjoy having a go at these activities.

In your pack each week we will try to include:

- Open ended project ideas and research topics
- Activities to explore independently or together
- Daily Maths lessons
- Games to play
- Ideas for science experiments
- Art and craft ideas
- Links to other learning resources
- A use for toilet roll tubes...



Day	Tasks	Completed?
PSED	<p>#blacklivesmatter</p> <p>We hope you found it interesting learning about Martin Luther King last week. This week we thought we would look at another inspirational historical person, Nelson Mandela. He was from South Africa and was imprisoned for 27 years of his life for protesting about the unfair treatment of black people in his country. Upon his release from prison, he soon became South African President and was able to lead his nation in its fight for fairness for all.</p> <div data-bbox="295 465 1281 889">  </div> <p>Find out More Learn more about Nelson Mandela with BBC Bitesize. https://www.bbc.co.uk/bitesize/topics/zikj382/articles/zi3p8xs</p> <div data-bbox="268 1023 1099 1451">  </div> <div data-bbox="272 1503 585 1845">  </div> <p>Read Grandad Mandela https://www.youtube.com/watch?v=Hdajv5xBN1Q What do you think about his story? Do you think he was treated fairly? What could you do to ensure people are being treated fairly?</p> <div data-bbox="644 1697 995 2134">  </div> <p>Colourful Portrait vibrant and colourful to bring people wonderful smile. colourful portrait of the you could paint a bright yourself and or your family.</p>	

Free Nelson Mandela

Listen to this great song by a group called The Specials, the song is titled 'Free Nelson Mandela' and was released in the 1980s when Mr Rodrigues and Ms Sewani were little. It was a musical message to encourage the South African government to release Nelson Mandela from Prison. Some great dancing here too!

<https://www.youtube.com/watch?v=AgcTvoWjZJU>



Monday

Phonics

Practise revising saying and recognising the **ear** sound in words. The **ear** sound is pronounced like the body part ear. It is a trigraph, which is a sound spelt with 3 letters. It can be spelt in different ways like **eer** as in **deer** (the animal) and **ere** as in **here** (over here). If you feel confident you could have a look at the other spellings too with Mr Thorne (<https://www.youtube.com/watch?v=aB2701p8XtM>) but for now, we will focus on the **e – a – r** spelling.

ear

Can you write words in a list that contain this sound? Here are some examples: **dear**, **fear**, **spear** and **clear**

What are Myths & Legends?



Myths and Legends are traditional or legendary stories, usually depicting a hero or an event. Often these tales are a traditional part of people's culture or beliefs and sometimes they tell us a moral story. They come in all shapes and sizes and are very imaginative. You may have heard of some of these legends; Robin Hood, Thor, King Arthur, The Lady of the Lake. Or perhaps you recognise these mythical creatures; Dragons, Unicorns and a winged horse named Pegasus. We are going to focus on stories about the mythical creatures and animals.

Storytime

Let's find out about Unicorns!

https://www.youtube.com/watch?v=tOS5w_44uq4

What did you like about this story?
What did you think of Sophie Johnson?
What do you know about Unicorns?
Could you turn some of your toys into Unicorns too?



Make a Unicorn Book

Could you make a concertina book all about Unicorns? It could be a story or a fact book you could give it a title using your name, for example **Ms Sewani, Unicorn Expert!**

Maths

Complete this week's White Rose Maths Activities Week 10 Day 1


<https://whiterosemaths.com/homelearning/early-years/>

Tuesday

Phonics

Revise the **ear** sound from yesterday. Get your grown up to help you. They could say a word from your list and you could tell them what sounds are in that word. For example: If I say the word 'spear' you could tell them the sounds in **spear** are **s**, **p**, and **ear**. Have a go at a playing this game with two or three other words containing this sound.

Finish the lesson by writing some of these words down or putting them in to a sentence.



Storytime


Let's find out about a Dragon today!

<https://www.youtube.com/watch?v=BTtDngKIPq0>

- What did you like about this story?
- What did you think of the Dragon?
- What is the moral of this story?
- What do you know about Dragons?
- Can you draw a picture of a Dragon?

Dragon Book

Can you make a folded book all about Dragons? It could be a story or a fact book. Perhaps it could have a contents page and you could number the pages. How many different types of Dragon are there? Do they have different skills or attributes? The Dragon in this story is blue, what other colours can a Dragon be?



Dragon Top Trumps



You could make your own Dragon top trumps. Draw pictures of different types of dragons and give them scores against different categories. The categories could be Size, Strength, Wingspan, Fire Power and Friendship. Then you could play your own card game with a friend or family member!

Maths

Complete this week's White Rose Maths Activities Week 10 Day 2
<https://whiterosemaths.com/homelearning/early-years/>

Wednesday

Remember that it is Wellbeing Wednesday – check the school's website for this week's updates! Look under News & Dates / Coronavirus Updates and you will find loads of resources and activities.

Phonics

Watch Mr Thorne on YouTube. He can help with revising the sounds and coming up with some new examples of words. You could write down a few new words and add them to your list.

ear

<https://www.youtube.com/watch?v=dHe3Ripnt08>

Watch Geraldine!

<https://www.youtube.com/watch?v=EneZ1UubxSA>

Maths

Complete this week's White Rose Maths Activities Week 10 Day 3
<https://whiterosemaths.com/homelearning/early-years/>

Arts & Crafts Fun!

Today you could spend some time making a Unicorn gift pouch or a Dragon book mark. Watch these videos to help you with your creations!

https://www.youtube.com/watch?v=tOS5w_44uq4

https://www.youtube.com/watch?time_continue=7&v=OvBt2aCRz-4&feature=emb_logo



Cooking Fun!

Make these Unicorn inspired colourful cupcakes. Host your own Unicorn party with your family. Write invitations, play games and have fun!

<https://www.bbcgoodfood.com/recipes/unicorn-cupcakes>

You could have a go at these Chinese New Year inspired Dragon cookies, yummy!

<https://www.jamieoliver.com/features/make-dragon-cookies-chinese-new-year/>



Thursday

Phonics


Use today's phonics time to write some sentences using words that contain the **ear** sound. For example:

I cannot **hear** you.

I am **fearless**!

That **spear** is long.

Can you spot the **ear** sound in words when reading/sharing a book?



Storytime

We hope you enjoy this Unicorn inspired story!

<https://www.youtube.com/watch?v=6FBbyX0QH0Y>

What did you like about this story?

What is the moral of the story?

Could you make yourself look like a unicorn?

In the end Thelma is happy to be herself. Perhaps you could send a card or message to someone you know to tell them something nice. It could be how much you miss or love someone or how much you appreciate them. I am sure they would love to receive a kind message written by you!

Make a Unicorn!

Do you have any old newspaper or magazines lying around? You could use them to make a mixed media Unicorn! You could use wool, string or ribbon for the mane and decorate the horn using glitter or paint.

Maths

Complete this week's White Rose Maths Activities Week 10 Day 4



MIXED MEDIA PAPER

UNICORN

<https://whiterosemaths.com/homelearning/early-years/>

Friday

Phonics

Practise revising a few key words, for example:

go	going	see	make	making
----	-------	-----	------	--------

Can you read these words?

Practise writing them down.

Your grown up could read them out 1 at a time and you could circle them on your paper to show you can recognise/find each one!

Finish your phonics lesson by writing a sentence containing one or two of these key words, for example:

I can **see** a dragon!

We are **going** to the party.

I am **making** some unicorn cupcakes.

Extra Phonics fun:

Play Key Word Bingo with a few friends or family members. Write down the 8 key words on 8 pieces of paper and place in a jar. Each player must choose 4 of the 8 words to write on their paper. Then play Bingo by drawing the words out of the jar and reading them out loud. Check if you have the word on your list of 4 and cross it out if you do. The first person to cross out all 4 words gets to shout BINGO!


<https://www.phonicsplay.co.uk/resources>

Storytime


We hope you enjoy this Dragon tale!

<https://www.youtube.com/watch?v=FVw6-4ig7eo>

In this story the main character, George, decides to build and create his own Dragon machine. Imagine if you could do that! What if you could make your own animals or pets? What would you make? Would it be a Dragon or a Unicorn? Perhaps it could be a combination of things, part Dragon, part Unicorn, and part human!



Create your own Mythical creature



What will it look like?

Will it have a tail, sharp teeth, wings and fur? What will its eyes look like, Is it friendly or not to be trusted? What are its special powers? Draw or paint a picture and label the different parts of your creature and write a sentence or two about what its special powers or skills are.

Make your own Dragon!

<https://www.learnwithplayathome.com/2015/06/simple-paper-plate-dragon-craft.html>

Use paper plates and paint to make and decorate your own Dragon.

Or you could use a paper plate to make a scary Dragon head by following Mr Maker's instructions.



<https://www.youtube.com/watch?v=TJJrNRjZvCk>



Maths

Complete this week's White Rose Maths Activities Week 10 Day 5

<https://whiterosemaths.com/homelearning/early-years/>

Music

One finger, one thumb, keep moving. <https://www.bbc.co.uk/teach/school-radio/nursery-rhymes-one-finger-one-thumb-keep-moving/zbtj47h>

Start off your day with this song. Once you have learnt it you could try singing faster and faster and faster!

Fly like a dragon - https://www.youtube.com/watch?v=d_QgnSXE_qA

Can you fly like a dragon? What does your dragon look like? Can you draw a picture of it?

Write your own song

Try making up your own song about a dragon or any other creature that you choose. See the song below for an idea of how you can do this.

'Fly Dragon Fly' Song

(tune 'Skip to My Lou') <https://www.youtube.com/watch?v=LgQXhs9BWt8>

Fly, fly, dragon fly. Fly, fly, dragon fly,
Fly, fly, dragon fly. Way up in the sky.

Add more actions and make up some new rhymes..

Jump, jump, dragon jump...

Land without a bump.

Hop, hop, dragon hop...

Hop until you stop.

'The elves and the shoemakers' - <https://www.bbc.co.uk/teach/school-radio/eyfs-listen-and-play-elves-and-the-shoemakers/zm2q92p>

- Listen to the song '**Cobbler, cobbler**'. Mime the actions of sewing and hammering. Can you stamp your feet in time to the part where you 'stamp around the town'?

- Listen to the rhyme ‘**One, two, buckle my shoe**’. Can you clap your hands as you are reciting it? In between the verse you can count to 10.
- Verse two is a little bit trickier. Can you count to 20 after this verse?
- Draw some pictures of the characters in the rhyme.
- What is the lesson that we learn from this story? (If you are kind then people will be kind back to you)

Bugs Bunny playing the piano! <https://www.youtube.com/watch?v=WqGEeymMzQM>

Can you join in pretending to play the piano with Bugs Bunny?
How does this music make you feel?

Bugs Bunny can also conduct the orchestra!! <https://www.youtube.com/watch?v=BX1ljYx3g3k>

What is a conductor? Can you try conducting this music when you watch the clip again? How long can you sing a note for? At the end the singer isn’t really squashed by the boulder...He manages to jump out of the way. Phew!!

Art & DT

Make your own Medusa!

Medusa was one of the Gorgon sisters, who could turn you to stone if you looked into her eyes! If you have a spare toilet roll casing at home, recreate this scary Greek mythical monster! Follow the instructions below to build a model and learn all about her.

<http://www.dltk-kids.com/fantasy/mmedusa.htm>



Learn how to draw Medusa!

Follow the link below to learn how to draw medusa! This will help you if you decide to build her, as you will know how to draw her face!

<https://www.youtube.com/watch?v=3HsX8H3bQwQ>



Make your own Bigfoot Stompers!


Bigfoot is a legendary creature who has been seen in the forests of North America and Asia! Folklore tales tell describe a tall human, covered in fur with enormous hands and feet! Follow the link below to make your own Bigfoot stompers and scare your adults and carers with enormous footprints!

<https://www.woojr.com/recycled-playtime-craft-stomping-feet/#sthash.IFfIUwMw.qjtu>



Make your own Pet-Peg Dragons!

If you have any old wooden pegs at home, you can follow the pictorial instructions below and make your own pet dragon! You will need some paper or card to make your templates for wings, fire and scaly tail, some green, red and yellow paint (or you can use felt tips) and scissors. You will also need some glue or Sellotape to attach the body parts to the peg body. If you don't have googly eyes you can draw the eyes on top of the peg!



First, paint your pegs whichever colour you want your dragons to be! You might need an adult to put the peg back together, or you could try to paint it without taking it apart to make it easier.

Next, draw the templates for your fire, wings and tail and colour them in.

After that, cut them with the scissors. Make sure you fold the spines upward to make his tail look realistic!

Finally, stick the yellow flame on top of the red flame and attach the wings

In-between the two wooden parts of the peg, near the middle. Attach the flame to the front and the tail to the back. Now to complete your pet, draw some eyes and nostrils at the front! Now you are an expert, why don't you try building him some friends!



Redesign the Dalmain Logo for our Art Twitter Page




Calling all Dalmain Artists! We would like you to redesign The Dalmain Logo for our @dalmain_art Twitter page. Here are some different art movements from history that you could use to base your design on.

Surrealist



Cubism



Abstract



Pop Art



We now have a Dalmain Twitter Art page [@dalmain_art](https://twitter.com/dalmain_art) for you to share your work with the rest of the school community! We would love to see what you have created to celebrate the gifted artists we have in the school. We will also be sharing ideas and inspirational arts and crafts so don't forget to take a look.

PE & Dance

Dragon and Unicorn themed Cosmic Yoga!
<https://www.youtube.com/watch?v=7NWzS2xziI4>
or
<https://www.youtube.com/watch?v=RLOOjGAM1s>



Science

Which month were you born in? Perhaps you already know that each month has its own birthstone, but did you know that the stones often have a history and mythology of their own?
Draw a picture of your birthstone and its mythological/historical link.
Design a necklace or ring using it.

JANUARY		GARNET
FEBRUARY		AMETHYST
MARCH		AQUAMARINE
APRIL		ROCK CRYSTAL
MAY		EMERALD
JUNE		JUNE
JULY		RUBY
AUGUST		PERIDOT
SEPTEMBER		SAPPHIRE
OCTOBER		MOONSTONE
NOVEMBER		CITRINE
DECEMBER		TURQUOISE

<https://www.burkemuseum.org/collections-and-research/geology-and-paleontology/minerals/science-and-legends-birthstones>

Other activities



Make your own Unicorn!

Another good use for your toilet/kitchen rolls! Make yourself a colourful Unicorn. You could use wool or ribbon for the main and might need something sparkly for the horn plus some paint.

Or

Make a Unicorn then you can act mythical stories.



hand puppet, out your own

Make Your own Dragon!

Here you can use your toilet roll to make a fantastic fire-breathing dragon!

<https://onelittleproject.com/paper-roll-dragon-craft/>



Sensory Fun!

How about making your own amazing Unicorn soap foam!?

For this activity you will need;

- 1/4 cup of warm water
- 2 tbsp dish soap
- 2 tbsp corn starch (Or corn flour)
- Pink, blue and purple food colouring or liquid watercolours
- Blender (or hand mixer)
- Unicorn toys or others if you don't own any Unicorns!
- Bin/container
- Lavender essential oils

More guidance can be found here:

<https://viewsfromastepstool.com/unicorn-soap-foam-sensory-bin/>

