



Year 1



Term 6 Week 6: 6th – 10th July

This week's topic: Myths & Legends

Dear Parents & Carers,

We hope you are all well and staying safe. It has been wonderful to see the children back in school and we hope that this will support their transition from Year 1 into Year 2. Did you have fun deciding **What's on the Menu?** I wonder what amazing menus you all came up with! This week's theme is Myths & Legends. For this topic, we would like to encourage lots of talk and discussion about the stories we are recommending and the morals within them. We will also be encouraging lots of creativity, sparkles and fire-breathing adventures!

You will find daily activities with resources available, either as links on the plan, as well as on the school website. As in previous weeks, we have included links to Phonics website phonicsplay.co.uk – for some activities you may have to sign in, in which case use the free membership username '**march20**' and password '**home**'. Continue to log on to SumDog for Maths and Grammar activities each week.



You can continue to send pictures of your work to us through the school email address:

admin@dalmain.lewisham.sch.uk and make sure you include **FAO Miss Grant or Miss Rowse** in the subject.

Your pack includes:

- Open ended project ideas and research topics
- Activities to explore independently or together
- Daily maths lessons
- Daily phonics lessons (10-15 minutes long)
- Games to play
- Ideas for science experiments
- Art and craft ideas
- Links to other learning resources



Day	Tasks	Completed?
Monday	<p>Maths Week 10 Lesson 1 – Ordering numbers. Watch the video on https://vimeo.com/432401517 and then please either print and complete the worksheet or write in your exercise book. https://resources.whiterosemaths.com/wp-content/uploads/2020/06/Lesson-1-Ordering-numbers.pdf</p> <p>Phonics This week we would like you to investigate alternative spellings for different phonemes.</p> <p>Let's investigate the phoneme /igh/</p> <p>First, Read the text on https://www.phonicsplay.co.uk/resources/phase/5/alt-spellings-igh aloud. Ask your child to put their thumb up when they hear the phoneme /igh/.</p> <p>If you are able to print out the text, ask your child to underline all the words that contain the phoneme /igh/ and ask them to see how many ways of spelling the phoneme there are. If you are unable to print out the text, you could write down the words in your exercise book.</p> <p>Next, click on the 'Reveal Graphemes' button. The /igh/ phonemes will be revealed. How many did you get correct?</p> <p>Suggested words for writing or reading: tiny, delightful, sky, nice Suggested sentence for writing or reading: Can a tiger be nice and kind?</p> <p>What are Myths & Legends? Myths and Legends are traditional or legendary stories, usually depicting a hero or an event. Often these tales are a traditional part of people's culture or beliefs and sometimes they tell us a moral story. They come in all shapes and sizes and are very imaginative. You may have heard of some of these legends; Robin Hood, Thor, King Arthur, The Lady of the Lake. Or perhaps you recognise these mythical creatures; Dragons, Unicorns and a winged horse named Pegasus. We are going to focus on stories about the mythical creatures and animals.</p> <p>Storytime Let's find out about Unicorns! https://www.youtube.com/watch?v=tOS5w_44uq4</p> <p>What did you like about this story? What did you think of Sophie Johnson? What do you know about Unicorns? Could you turn some of your toys into Unicorns too? How?</p>  <p>Make a Unicorn Book Have a go at making a concertina book about Unicorns! It could be a story or a fact book. You could give it a title using your name, for example: Miss Rowse, Unicorn Expert!</p> 	

Tuesday

Maths

Week 10 Lesson 2 – Recognising coins. Watch the video on <https://vimeo.com/432401693> and then please either print and complete the worksheet or write in your exercise book.
<https://resources.whiterosemaths.com/wp-content/uploads/2020/06/Lesson-2-Recognising-coins.pdf>

Phonics


Let's continue investigating the phoneme /igh/ today!

Have a go at playing Word Sort.

<https://www.phonicsplay.co.uk/resources/phase/5/alt-spellings-igh> Click the red button to reveal a word card. Sound talk the word and decide which column this word belongs in. Continue with the rest of the words. Can you identify the best bet (which is the most commonly used grapheme for the /igh/ phoneme?) Can you find any other rules (graphemes that only occur at the start/end of words or before certain letters?)

Suggested words for writing or reading: **slice, describe, fright, describe**

Suggested sentence for writing or reading: **Tonight a slice of lime pie will be a delight.**



Storytime

Let's find out about a Dragon today!

<https://www.youtube.com/watch?v=BTtDngKIPq0>


What did you like about this story?

What did you think of the Dragon?

What is the moral of this story?

What do you know about Dragons?

Can you draw a picture of a Dragon?



Dragon Book

Can you make a folded book about Dragons? It could be a story or a fact book. Perhaps it could have a contents page and you could number the pages. How many different types of Dragon are there? Do they have different skills or attributes?

Dragon Top Trumps



Now you are a Dragon Expert, have a go at making your own Dragon top trumps! Draw pictures of different types of dragons and give them scores against different categories. The categories could be Size, Strength, Wingspan, Fire Power and Friendship. Then you could play your own card game with a friend or family member!

Wednesday

Remember that it is Wellbeing Wednesday – check the school's website for this week's updates! Look under News & Dates / Coronavirus Updates and you will find loads of resources and activities.

Maths

Week 10 Lesson 3 – Recognising notes. Watch the video on <https://vimeo.com/432401840> and then please either print and complete the worksheet or write in your exercise book.

<https://resources.whiterosemaths.com/wp-content/uploads/2020/06/Lesson-3-Recognising-notes.pdf>

Phonics

Let's investigate the phoneme /oa/.

Read the text on <https://www.phonicsplay.co.uk/resources/phase/5/alt-spellings-oa> aloud. Ask your child to put their thumb up when they hear the phoneme /oa/.

If you are able to print out the text, ask your child to underline all the words that contain the phoneme /oa/ and ask them to see how many ways of spelling the phoneme there are. If you are unable to print out the text, you could write down the words in your exercise book. Next, click on the 'Reveal Graphemes' button. The /oa/ phonemes will be revealed. How many did you get correct?

Suggested words for writing or reading: **throat, phone, toe, toad**

Suggested sentence for writing or reading: **The old toast is as hard as stone.**

Arts & Crafts Fun!

Today we would like you to spend some time making a Unicorn gift pouch or a Dragon book mark. Watch these videos to help you with your creations!

https://www.youtube.com/watch?v=tOS5w_44uq4

https://www.youtube.com/watch?time_continue=7&v=OvBt2aCRz-4&feature=emb_logo



Cooking Fun!



Make these Unicorn inspired colourful cupcakes. Host your own Unicorn party with your family. Write invitations, play games and have fun!

<https://www.bbcgoodfood.com/recipes/unicorn-cupcakes>



You could have a go at these Chinese New Year inspired Dragon cookies, yummy!

<https://www.jamieoliver.com/features/make-dragon-cookies-chinese-new-year/>

Thursday

Maths

Week 10 Lesson 4 – Counting in coins

Watch the video on <https://vimeo.com/432401953>

and then please either print and complete the worksheet or write in your exercise book.

<https://resources.whiterosemaths.com/wp-content/uploads/2020/06/Lesson-4-Counting-in-coins.pdf>

Phonics

Let's continue investigating the phoneme /oa/ today!


Have a go at playing Word Sort. <https://www.phonicsplay.co.uk/resources/phase/5/alt-spellings-oa>

Click the red button to reveal a word card. Sound talk the word and decide which column the word belongs in. Continue with the rest of the words. Can you identify the best bet (which is the most commonly used grapheme for the /oa/ phoneme? Can you find any other rules (graphemes that only occur at the start/end of words or before certain letters?)

Suggested words for writing or reading: **phone, cold, window, stole.**


Suggested sentence for writing or reading: **I broke a bone in my little toe.**

Create your own Mythical creature



What will it look like?

Will it have a tail, sharp teeth, wings and fur? What will its eyes look like, Is it friendly or not to be trusted? What are its special powers? Draw or paint a picture and label the different parts of your creature and write some sentences about what its special powers or skills are.



Storytime

We hope you enjoy this Unicorn inspired story!

<https://www.youtube.com/watch?v=6FBbyX0QH0Y>

Friday

Maths Investigation – The Puzzling Sweet Shop

Have a go at solving this problem which will encourage you to think of ways than 10 and 20 can be divided up - <https://nrich.maths.org/223>

Phonics

Have a go at reading these key words with a grown up: **oh, their, people**

Then, practise writing the Key Words and using them in a sentence. Say each sentence aloud first, then write it down in your exercise book.


Myths and legends all around the world



We know that myths and legends come from all over the world. Your task is to find some stories from the places that your family originate from. If your family originate from more than one country, why not find a story from each of them! Just type in 'myths and legends from (insert country name)' into Kiddle and have a browse.

You will have key questions to answer about the story/stories that you find. Write your answers in full sentences.


- **Where does this story originate from?**
- **What time in history was this story created?**
- **What was the hero in the story known for?**
- **What lessons can be learned from this story?**



Storytime

We hope you enjoy this Dragon tale!

<https://www.youtube.com/watch?v=FVw6-4ig7eo>



Additional Activities

Science

Which month were you born in? Perhaps you already know that each month has its own birthstone, but did you know that the stones often have a history and mythology of their own?

Draw a picture of your birthstone and its mythological/historical link.

Design a necklace or ring using it.

<https://www.burkemuseum.org/collections-and-research/geology-and-paleontology/minerals/science-and-legends-birthstones>

JANUARY		GARNET
FEBRUARY		AMETHYST
MARCH		AQUAMARINE
APRIL		ROCK CRYSTAL
MAY		EMERALD
JUNE		PEARL
JULY		RUBY
AUGUST		PERIDOT
SEPTEMBER		SAPPHIRE
OCTOBER		MOONSTONE
NOVEMBER		CITRINE
DECEMBER		TURQUOISE

Art / DT

Unicorn

Unicorns were mythical creatures represented as horses. They had horns on the top of their head and possessed magical powers! Follow the link below to learn how to draw your own unicorn!

<https://www.youtube.com/watch?v=r6cJl89axqY>



Make your own Medusa!

Medusa was one of the Gorgon sisters, who could turn you to stone if you looked into her eyes! If you have a spare toilet roll casing at home, recreate this scary Greek mythical monster! Follow the instructions below to build a model and learn all about her.

<http://www.dltk-kids.com/fantasy/mmedusa.htm>



Make your own

Bigfoot Stompers!

Bigfoot is a legendary creature who has been seen in the forests of North America and Asia! Folklore tales tell describe a tall human, covered in fur with enormous hands and feet! Follow the link below to make your own Bigfoot stompers and scare your adults and carers with enormous footprints!

<https://www.woojr.com/recycled-playtime-craft-stomping-feet/#sthash.IFfiUwMw.qjtu>

Learn how to draw Medusa!

Follow the link below to learn how to draw medusa: the most fearsome of the Gorgon sisters!


[https://www.google.com/search?sxsrf=ALeKk03XQeUsmc1FIUmlrkV9D-](https://www.google.com/search?sxsrf=ALeKk03XQeUsmc1FIUmlrkV9D-fP2WtMUA%3A1593431691559&source=hp&ei=i9b5XoaXH5LBUtnfglAP&q=how+to+draw+medusa&oq=how+to+draw&gs_lcp=CgZwc3ktYWIQARgDMgQIlxAnMgQIlxAnMgQIlxAnMgQIlxAnMgUIABCRAjIFCAAQkQIyBQgAELEDmgIIADICCAAYAggAMgIIADoICAAQsQMqkQI6BQgAEIMBUNA7WOtNYKVtaABwAHgAgAFPiAH7BJIBajExmAEAoAEBqgEHZ3dzLXdpeg&sclient=psy-ab#kpvalbx=nNb5XtzjAvfO1fAP9ee_wAw53)

[fp2WtMUA%3A1593431691559&source=hp&ei=i9b5XoaXH5LBUtnfglAP&q=how+to+draw+medusa&oq=how+to+draw&gs_lcp=CgZwc3ktYWIQARgDMgQIlxAnMgQIlxAnMgQIlxAnMgQIlxAnMgUIABCRAjIFCAAQkQIyBQgAELEDmgIIADICCAAYAggAMgIIADoICAAQsQMqkQI6BQgAEIMBUNA7WOtNYKVtaABwAHgAgAFPiAH7BJIBajExmAEAoAEBqgEHZ3dzLXdpeg&sclient=psy-ab#kpvalbx=nNb5XtzjAvfO1fAP9ee_wAw53](https://www.google.com/search?sxsrf=ALeKk03XQeUsmc1FIUmlrkV9D-fP2WtMUA%3A1593431691559&source=hp&ei=i9b5XoaXH5LBUtnfglAP&q=how+to+draw+medusa&oq=how+to+draw&gs_lcp=CgZwc3ktYWIQARgDMgQIlxAnMgQIlxAnMgQIlxAnMgQIlxAnMgUIABCRAjIFCAAQkQIyBQgAELEDmgIIADICCAAYAggAMgIIADoICAAQsQMqkQI6BQgAEIMBUNA7WOtNYKVtaABwAHgAgAFPiAH7BJIBajExmAEAoAEBqgEHZ3dzLXdpeg&sclient=psy-ab#kpvalbx=nNb5XtzjAvfO1fAP9ee_wAw53)



Make your own Pet-Peg Dragons!

If you have any old wooden pegs at home, you can follow the pictorial instructions below and make your own pet dragon! You will need some paper or card to make your templates for wings, fire and scaly tail, some green, red and yellow paint (or you can use felt tips) and scissors. You will also need some glue or Sellotape to attach the body parts to the peg body. If you don't have googly eyes you can draw the eyes on top of the peg!



First, paint your pegs whichever colour you want your dragons to be!

You might need an adult to put the peg back together, or you could try to paint it without taking it apart to make it easier.

Next, draw the templates for your fire, wings and tail and colour them in.

After that, cut them with the scissors. Make sure you fold the spines upward to make his tail look realistic!

Finally, stick the yellow flame on top of the red flame and attach the wings in-between the two wooden parts of the peg, near the middle. Attach the flame to the front and the tail to the back. Now to complete your pet, draw some eyes and nostrils at the front! Now you are an expert, why don't you try building him some friends!



Redesign the Dalmain Logo for our Art Twitter Page




Calling all Dalmain Artists! We would like you to redesign the Dalmain Logo for our @dalmain_art Twitter page. Here are some different art movements from history that you could use to base your design on.

Surrealist



Cubism



Abstract



Pop Art



We now have a Dalmain Twitter Art page @dalmain_art for you to share your work with the rest of the school community! We would love to see what you have created to celebrate the gifted artists we have in the school. We will also be sharing ideas and inspirational arts and crafts so don't forget to take a look.

Music

'Elephants have wrinkles' <https://www.youtube.com/watch?v=KJonGSbUWXE>

A fun song to sing. Can you write your own version of the song? For example, 'Tigers all have stripes, stripes, stripes.'

'Simon says' <https://www.youtube.com/watch?v=OkO8DaPlyXo>

You can play this game with your family. You can just say 'Simon says' and not sing it if you like. Remember, you only do the action if 'Simon says'.

'Music Italiano' <https://www.outoftheark.co.uk/ootam-at-home/>

This is rather a tricky song but maybe you remember that in our music lessons we had learnt that 'Forte' means 'loud' or 'strong' and 'Piano' means 'soft' or 'Quiet'.

Can you remember any of the other Italian words that were used in the song?

Test yourself at the end. Try moving, clapping, tapping or even singing a song using some of the Italian terms as a guide to how they should be performed. For example 'Allegro' (fast) 'Forte' (loud). 'Piano' (soft)

Fly like a dragon - https://www.youtube.com/watch?v=d_QgnSXE_qA

Can you fly like a dragon? What does your dragon look like? Can you draw a picture of it?

Write your own song

Try making up your own song about a dragon or any other creature that you choose. See the song below for an idea of how you can do this.

'Fly Dragon Fly' Song

(tune 'Skip to My Lou') <https://www.youtube.com/watch?v=LgQXhs9BWt8>

Fly, fly, dragon fly. Fly, fly, dragon fly,
Fly, fly, dragon fly. Way up in the sky.

Add more actions and make up some new rhymes..

Jump, jump, dragon jump...

Land without a bump.

Hop, hop, dragon hop...

Hop until you stop.

'This is me' - <https://www.outoftheark.co.uk/ootam-at-home/>

Can you make up your own words for the verses by naming things that you like?

'Lakshmi the clever washerwoman' <https://www.bbc.co.uk/teach/school-radio/music-ks1-traditional-tales-index/zb7q3>

- In the first song you hear rhythms that are repeated: 'scrub, scrub' 'flap, flap,' 'splish, splosh' Clap and say these word rhythms when asked to do so.
- Try adding some actions to these words
- Clap them faster and slower when asked to.
- Try making up your own word rhythms and clap or play them fast and slow.
- There are lots more activities to do and clips to watch
- Why do Hindus light lamps and lanterns when it is Diwali?

National Pioneers - <https://www.bbc.co.uk/teach/bring-the-noise/national-pioneers-england/zhpscw>

Listen to Nadia from Croydon. She is a girl from Croydon who loves to rhyme.

Can you join in with the chorus? Think of some rhyming words and make up your own rap.





Sheku Kaneh -Masen <https://www.youtube.com/watch?v=ZnU5XMI7Cts>

The first black musician to win the 'Young Musician of the Year' competition.

The composer Beethoven was a legend

<https://www.bbc.co.uk/programmes/articles/2TQ7jtfINvsy1c1DTCT0pBw/symphony-no-5-1st-movement-by-ludwig-van-beethoven>

Watch this short film to learn all about him.

<p>P.E.</p>	<p>Dancing Numbers & Addition – https://vimeo.com/432423115</p> <p>Trinity Laban dance teacher Wendy Steatham explores how to write numbers in the air with different parts of the body and how to create body shapes to represent the 'addition' and 'equals' symbols. The children are then supported to choreograph their own 'addition dance' - dancing the answers too!</p> <p>Dragon and Unicorn themed Cosmic Yoga! https://www.youtube.com/watch?v=7NWzS2xziI4 or https://www.youtube.com/watch?v=RLOOjGAM1s</p> 
<p>Extra fun</p>	<p>Make a Unicorn!</p> <p>Do you have any old newspaper or magazines lying around? You could use them to make a mixed media Unicorn! You could use wool, string or ribbon for the mane and decorate the horn using glitter or paint.</p>  <p>Make your own Dragon! https://www.learnwithplayathome.com/2015/06/simple-paper-plate-dragon-craft.html Use paper plates and paint to make and decorate your own Dragon.</p> <p>Or you could use a paper plate to make a scary Dragon head by following Mr Maker's instructions.</p>   <p>https://www.youtube.com/watch?v=TJJrNRjZvCk</p>



Make your own Unicorn!

Another good use for your toilet/kitchen rolls! Make yourself a colourful Unicorn. You could use wool or ribbon for the main and might need something sparkly for the horn plus some paint.

Or

Make a Unicorn hand puppet, then you can act out your own mythical stories.

Make Your own Dragon!

Here you can use your toilet roll to make a fantastic fire-breathing dragon!

<https://onelittleproject.com/paper-roll-dragon-craft/>

