



Year 3



Term 6 Week 3 – 1^{5th} June– 19th June

This week's topic: Pirates

Dear Parents & Carers,

We hope you enjoyed last week's topic. We have really enjoyed receiving photos of your fantastic work. This week our topic is Pirates. The majority of the resources needed can be accessed online or in the home so please do not feel you have to get anything additional. We hope you have fun and find inspiration in the activities below.

The structure will be similar to previous weeks and will include activities where you can work with an adult or work independently. You might find that some of the suggested activities are great, and others not so helpful. We suggest you find the right mix for your child.

Sumdog contains daily maths and SPAG learning so please continue to use the Sumdog account and follow the White Rose scheme of work. If you have any issues with your Sumdog log-ins, please contact the school admin@dalmain.lewisham.sch.uk and we can easily provide these for you. We have included a wide range of options so please encourage your child to be independent and try to let them choose some of the activities they complete. As a guideline, we suggest no more than 45 minutes of maths and English each day and please take lots of brain breaks. Reading would be an additional activity. These are only suggested times.

As a parent, you know what is best for your child. Wellbeing Wednesday's activities will be emailed to parents and carers through Parentmail. We hope that these activities may give you ideas to stay positive during this challenging time. If you would like to share any of your fantastic work with us, then please do forward them to the school email address which is admin@dalmain.lewisham.sch.uk - (mark your email 'FAO Miss Sousa/ Mr Gwinnett) we would love to see the work you have produced.

In response to the awareness being raised on Black Lives Matter, we would like you to speak to your child about racism and the racial inequalities around the world. It is important that we teach our children and raise awareness from a young age. There are some suggested activities (see Wednesday's plan) but please feel free to research and explore further. We really look forward to seeing the children's responses.

Take care and stay safe,

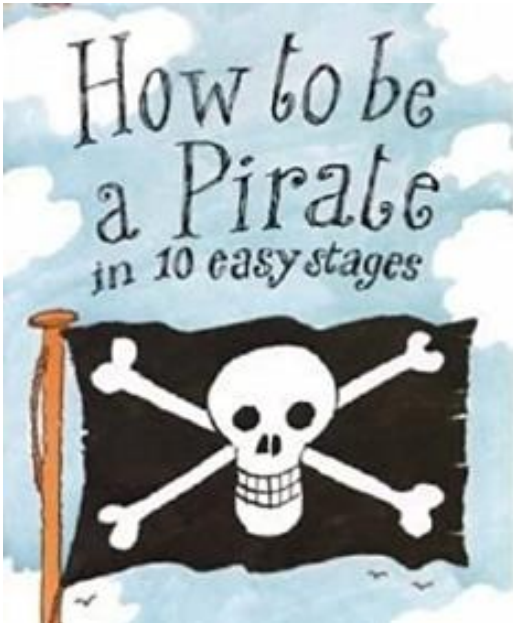
Best wishes,

Miss Sousa and Mr Gwinnett.

In your pack each week we will try to include:

- Open ended project ideas and research topics
- Activities to explore independently or together
- Daily Maths lesson
- Games to play
- Ideas for science experiments
- Art and craft ideas
- Links to other learning resources
- A use for toilet roll tubes...



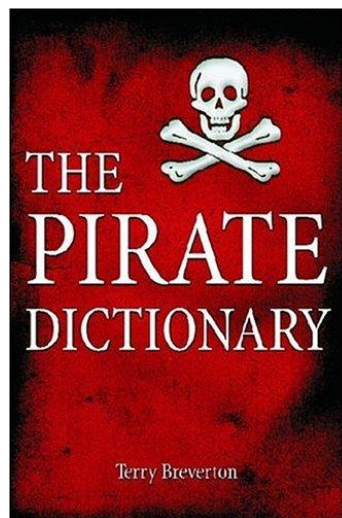
Day	Tasks	Completed?
Monday	<p>Maths: Week 6 lesson 1- Tenths as decimals Video link: https://vimeo.com/420722153 Worksheet: https://resources.whiterosemaths.com/wp-content/uploads/2020/05/Lesson-1-Tenths-as-decimals-2019.pdf Watch the video clip for Week 6 lesson 1, then please either print and complete the worksheet or write in your exercise book. Answers: https://resources.whiterosemaths.com/wp-content/uploads/2020/05/Lesson-1-Answers-Tenths-as-decimals-2019.pdf</p> <p>English:</p>  <p>Ahoy me hearties. Today ye will be doing a guide on how to be a pirate. Savvy? You will need to do some research matey before you can write your guide. Here are some questions to help you with your research:</p> <ul style="list-style-type: none"> - What kind of pirate you have to be (skills, personality) - The types of clothing you need to wear - How to run a ship - Where to find your crew - How to keep your crew happy - How to stop your crew from making trouble. - What to do with treasure - How to fight, attack and invade <p>You should pick a minimum of three of the above questions to research and write about. Alternatively me hearties, you can pick your own questions to research. The choice is yours.</p> <p>In your guide on how to be a pirate you will need to include the following:</p> <ul style="list-style-type: none"> - Title: How to be a pirate - Subheadings for each question above or your own questions - A paragraph with information - Pirate Linguo (Visit www.talklikeapirate.com or see below) - Full sentences with correct punctuation and spelling 	

Talk Like A Pirate

Ahoy! - Hello
 Arr! - Yes/ That's Great/ I Agree
 Aye- Yes, Definitely!
 Belay- Stop That, Now!
 Blimey- Wow
 Bounty- A Reward
 Bucko- Friend
 Cackle Fruit- Chicken Eggs
 Chantey- Song Pirates Sing While Working
 Chart- Map
 Crow's Nest- Lookout Point on Top of the Ship
 Fair Winds- Good Luck
 Gang Way- Clear a Path
 God's Speed- Safe Travel
 Grub- Food
 Jolly Roger- The Pirate Flag
 Lad- Young Man
 Land Lubber- Person Who Likes Being on Land
 Lass- Young Lady
 Lookout- Person In Charge of Watching
 Me Hearties- Friends
 Sink Me- What a Surprise
 Spyglass- Telescope
 Swab- To Clean
 Ye- You

www.ninjamomdesigns.com

Let's get creative:



Me hearties to become a pirate you must familiarise yourself with the pirate language and be able to talk like a pirate. To help you with this we would like you to make an illustrated pirate dictionary. Remember to put it in alphabetical order, write a description of the word and draw a picture. You can visit www.talklikeapirate.com for pirate words.

Tuesday

Maths:

Week 6 lesson 2- Fractions on a number line

Video link:

<https://vimeo.com/420722743>

Worksheet:

<https://resources.whiterosemaths.com/wp-content/uploads/2020/05/Lesson-2-Fractions-on-a-number-line-2019.pdf>

Watch the video clip for Week 6 lesson 2, then please either print and complete the worksheet or write in your exercise book.

Answers:


<https://resources.whiterosemaths.com/wp-content/uploads/2020/05/Lesson-2-Answers-Fractions-on-a-number-line-2019.pdf>

English:



Ahoy me matey. These pirates have been up to no good and we need ye help. They've been up to their old tricks of attacking other ships and coastal areas and stealing cargo and valuable items. Piracy is an act of robbery or criminal violence by ship or boat-borne attackers upon another ship or a coastal area and will not be tolerated! We need Ye help me hearties to find them. Today we would like you to make a wanted poster to help us find these vicious and brazen pirates. To give us the best chance of finding these criminals you will need to include:

- A WANTED heading
- Name of the pirate
- A picture of the wanted pirate
- A description of them (what they look like and their personality)
- Their crimes; why are they wanted
- Where they were last seen and what they were doing
- A bounty for finding the criminal or any information about them
- What to do if you find the pirate





Here's a guide on how to make your paper look old with a tea bag. You **MUST** ask an adult to do this for you. **First** crunch your paper up. **After** put three tea bags in a cup of warm water. Then squeeze the tea bag to remove excess water. Grab the teabag and brush it along your page.

Let's get creative:

Pirate eggs and egg box ship.

Ahoy lasses and lads. Today ye challenge is to get a box of eggs (with the eggs inside). Ye will need to turn the eggs into fierce pirates and the egg box into a strong ship. Do ye accept the challenge? Fair winds me hearties!



Now use ye creation to have the Great Battle of Eggs!

Wednesday

Remember that it is Wellbeing Wednesday – check the school's website for this week's updates! Look under News & Dates / Coronavirus Updates and you will find loads of resources and activities.

Maths:

Week 6 lesson 3- Fractions of a set of objects (1)

Video link:

<https://vimeo.com/420723178>

Worksheet:

<https://resources.whiterosemaths.com/wp-content/uploads/2020/05/Lesson-3-Fractions-of-a-set-of-objects-1-2019.pdf>

Watch the video clip for Week 6 lesson 3, then please either print and complete the worksheet or write in your exercise book.

Answers:

<https://resources.whiterosemaths.com/wp-content/uploads/2020/05/Lesson-3-Answers-Fractions-of-a-set-of-objects-1-2019.pdf>

English:



Over the past few weeks, you may have seen on the news that there have been protests following the death of an American man called George Floyd who sadly died after being stopped by police. There have been many global events and gatherings to raise awareness on Black Lives Matter. The purpose of the protests is to educate people about racial inequalities around the world. Racism is something that we can all learn about and find out about ways we can support and promote equality for all!

Racism and discrimination are not acceptable. Today we would like you to educate yourself on Black Lives Matter. You will need to ask an adult to help you with your research today. Below are some activities. Please pick one to complete:


- Find out about and create a fact file about a person influential to the black civil rights movement i.e. Rosa Parks, Martin Luther King.



- Make your own poster about what we can do as a community to end racism



- If you could give a message to the world about racism, what would it be?



Well-being Wednesday




Ahoy me lasses and lads. It's wellbeing Wednesday so let's have a treasure hunt with your family to help us relax. You will need to set up a few things before you can begin. You will need to make clue cards and place an item at the correct location of each clue. The item can be anything from biscuits, pencil colours, Lego pieces, coins, treats etc. Make sure it's the same item at each location to help your family find it. You will need to get some paper and cut it into squares. On each square you will need to write a riddle with a clue to help your family find the item. The clue should lead them to the item's location. Here are some examples to help you:

- So do you accept this challenge? Have you nothing to lose? First things first, you will need your shoes.
- So now you found your first but now you want more. Try looking where you bathe.
- Now you must swim to and fro, here and there, to find a clue waiting underneath a table.
- Me matey, find your next clue where you lay your head to rest.



Let's get creative:

Make your own treasure map to help ye family solve the above riddles.



Thursday

Maths:

Week 6 lesson 4- Fractions of a set of objects (2)

Video link:

<https://vimeo.com/420723744>

Worksheet:

<https://resources.whiterosemaths.com/wp-content/uploads/2020/05/Lesson-4-Fractions-of-a-set-of-objects-2-2019.pdf>

Watch the video clip for Week 6 lesson 4, then please either print and complete the worksheet or write in your exercise book.

Answers:

<https://resources.whiterosemaths.com/wp-content/uploads/2020/05/Lesson-4-Answers-Fractions-of-a-set-of-objects-2-2019.pdf>

English:

Me hearties it's time to find out about some famous pirates. All Aboard! Grab your Jolly Roger, grub, your Sea shanty and Gods speed (Check the pirate lingo if you need help decoding this). Today you will need to do some research on some famous pirates. This will help you with your training in becoming the best pirate roving the high seas. Here are some pirates you can research:

- Anne Bonnie
- John Black Caesar
- Blackbeard
- Sir Francis Drake
- The Barbarossa Brothers
- Captain Kidd
- Calico Jack

FAMOUS PIRATES



Bartholomew Roberts



Stede Bonnet



Howell Davis



Edward England



Bartholomew Portugues



Henry Every



Francis L'Olonais



Henry Morgan



John Rackam



Roche Brasiliano



Blackbeard



Charles Vane

Today you will be researching your chosen pirate. You will need a piece of paper and split the page into four sections. At the top of each section write the heading:

1. Why is the pirate well known?
2. What crimes did the pirate do?
3. What were the pirate's best accomplishments?
4. Other fun facts

Under each section, make notes. These headings are optional. You can change them to others if you like.



Let's get creative:

Me hearties tomorrow will be Pirate Training Day. If ye dear to enter the Dalmainyard, ye will need to come prepared. Today ye will need to do the following before ye can board:

- Pick a pirate outfit
- Make a recycled pirate hat
- Make a Jolly Roger (Flag)
- Make a patch or hook (or both)- recycled materials only!
- Make a telescope out of a loo roll (here's your loo roll activity for this week)



If ye accept this challenge, please board the Dalmainyard at 0600 hours. Fair winds lasses and lads!



Friday

Maths:


Practise your 3, 4 and 8 timetables facts. Can you recall facts up to x12?

English:

Ahoy matey. Ye had a hard day yesterday roving the high seas of the internet researching famous pirates in history. All ye hard work will help you to become a better pirate. Today ye will be writing a fact file about ye chosen pirate using the facts ye found yesterday. Ye can make your fact file in any way you want (booklet, poster, PowerPoint.) There will be a bounty for the best ones. Fair winds me hearties!

Remember to include the following:

- Heading (name of fact file i.e. All about Blackbeard)
- Subheadings (the questions you researched)
- A paragraph for each section
- Full sentences with punctuation and correct spellings.



Let's get creative:



It's Pirate Training day! Ye will need to get dressed up in all ye pirate clothes and grab ye accessories which ye made yesterday me matey. Ye will need these along your travels today.



Today ye will need to make a pirate obstacle course either inside your house or in your garden. Your obstacle course will require the following:

- Crossing the great seas
- Walking the plank
- Following a route that leads to treasure
- Team work
- A battle at sea
- Making a pirate's hide away



Throughout you must talk like a pirate.

Upon successful completion of your training, ye will be awarded a pirate licence.
Fair winds me hearties!

Congratulations


*You have now completed
all your pirate training.
You are now an official
pirate.*

Well done!



*Signed by Puzzled Pete
(Headmaster)*

Pirate licence



Pirate name

A.K.A.

Additional Activities

Science

Make a boat that floats

Ahoy me hearties. Ye have a challenge. Can you make a boat that floats? Ye will need to do some research. Remember you can only use recycled materials. If ye pass this challenge, ye will be able to board the Dalmainyard Ship. Fair Winds!



Ships Biscuits

Grub on board is not the greatest. To get ye used to your new grub, please follow this recipe of ships biscuits. If ye can't bear to eat these biscuits every day, ye won't make it as a pirate!

Ship's biscuits

What you need:

- 1 lb flour
- 2 oz butter
- 1/2 pint skimmed milk (Water was used in the original biscuits and can be used instead)
- 1/2 tablespoon sea salt



Tudor Method

1. Measure 1lb flour and place in a mixing bowl
2. Measure out the milk and butter and place in a saucepan
3. On a very low heat melt the butter into the milk
4. Add the sea salt to the flour & mix
5. Add the milk and butter then the flour and mix until you have a dough, kneading the dough until all the flour is absorbed (it should be a thick, shiny, stiff mix)
6. Roll the dough out until fairly thin
7. Cut the biscuit shapes using a cup rim or biscuit cutter
8. Place on a baking tray and prick all over to let out any air when cooking
9. Bake slowly for 30-40 mins on a medium heat until browned both sides. Cooking time will depend on thickness of biscuits
10. Turn off the oven and let the biscuits sit in it for around 10 mins

Pirates

Buried Treasure!


Create your own pirate treasure map!

Follow the link to get step by step instructions.

<https://www.youtube.com/watch?v=d0rkIXWP75>

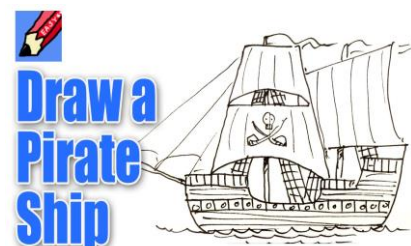


Make your own pirate ship



Draw your own Pirate Ship!

Follow the step by step instructions to draw your own pirate ship!



Captain Jack Sparrow

Follow the link to learn step by step instructions on how to draw the infamous pirate from Pirates of the Caribbean!



We now have a Dalmain Twitter Art page [@dalmain_art](https://twitter.com/dalmain_art) for you to share your work with the rest of the school community! We would love to see what you have created to celebrate the gifted artists we have in the school. We will also be sharing ideas and inspirational arts and crafts so don't forget to take a look.

Music

'Pirates of the Carribean':

<https://www.youtube.com/watch?v=LU8E6dUsl>

This is being played by the Nationwide Polish schools' symphony orchestra made up of the best young musicians in Poland.

How does this music make you feel? What images come into your head whilst you are listening?

How is the music representing a pirate, the sea, the adventures that a pirate would have?



'Treasure Island': <https://www.bbc.co.uk/teach/school-radio/music-ks2-treasure-island-index/z79jwty>

- Seven songs help tell the great story of 'Treasure Island'.
- There is rock and roll. There is rap. A little touch of Blues. There is even some waltzing!
- Each episode has a song to learn and part of the story to watch.
- In Part 1 you can also listen to the 'Hornpipe' 'Barnacle Bill' which is the theme tune of 'Blue Peter'

'Pirate vocal warm-up': <https://www.bbc.co.uk/teach/school-radio/music-ks2-treasure-island-vocal-warm-up/z6mphbk> Join in with this warm-up to get yourself ready for singing.

Meet the characters from the story: <https://www.bbc.co.uk/teach/school-radio/music-ks2-treasure-island-meet-the-characters/zjxmfr> You could look at this slideshow to see who the characters are in the story.



Pirate King from 'Pirates of Penzance' by Gilbert and Sullivan

https://www.youtube.com/watch?v=q2j90qg_5_w

The 'Pirates of Penzance' is an opera about pirates.

What is an opera?

You have been listening to the music of many composers over the past weeks. Did any of these composers write operas?



P.E.

LABAN

Please find the links for this week's dance activity below:

Lower KS2- Environmental changes <https://vimeo.com/425863749>



Pirate Ship!

Before you begin, the children should be taught the commands which the activity involves (see below). shout a command and the children have to perform the activity associated with that command.

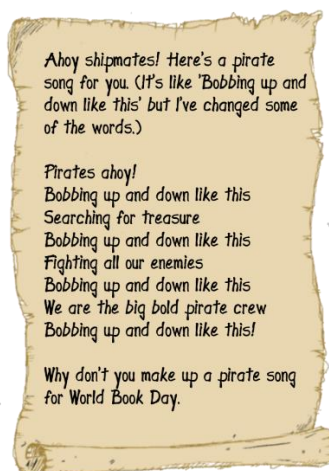


Command	Action
Quarterdeck	Run to a wall / line on the left side of the area.
Main Deck	Run back and form the original line in front of the teacher (children do not have to be in the same order).
Man the Lifeboats	OR find a partner, sit on the floor facing each other, holding hands and rocking backwards and forwards (as in "row, row, row your boat").
Scrub the Decks	Children crouch down and pretend to clean the floor with their hands
Climb the Rigging	Children pretend to climb a rope ladder.
Captain's Coming	Children salute and shout out "Aye Aye Captain"
Admiral's Coming	Children stop and salute (like captain's coming) but must continue to stand to attention until the instruction 'Admiral's gone' - giving opportunities for catching children out!
Man Overboard	Children have to find a partner and lift them up. Any children on their own are out.
Walk the Plank	Children have to walk in a perfect straight line one foot exactly in front of the other with arms outstretched to the sides (children could also walk along benches
Captain's wife	Everyone curtseys (boys think this is hilarious!).
Shark Attack	Lie on back with arm in the air.
Fire the Canon	Children run in to pairs and pretend to light the cannon, shout "boom!" and jump in the air.
Hit the Deck	Children lie down on their stomachs as quickly as possible.
Port	Run to left-hand side of hall
Starboard	Run to right-hand side of hall
Bow	Run to front of hall
Stern	Run to back of hall
Up on Deck!	Children have to jump on to benches. The last person left with their feet on the floor is out!

Extra Fun

Write a sea shanty

A sea shanty, chantey, or chanty is a type of work song that was once commonly sung to accompany labour on board large merchant sailing vessels. Why not write your own one? Add some musical instruments and get the whole family to join in with the fun!



Can you talk like a pirate?



Check by doing this quiz:

<https://www.bbc.co.uk/cbbc/quizzes/talk-like-a-pirate-quiz>

Can you sing like a pirate?



Click on the link below for some fun:

<https://www.bbc.co.uk/teach/school-radio/music-ks2-treasure-island-2-jims-blues/z7p3vk7>

A day in the life of a pirate



Have a look at the image below. Can you write a description of the scene from the pirate's perspective? Use these questions to help you:

- Why were you running?
- What happened?
- What was in front of you?
- How did you feel?