



# Reception



**Term 6 Week 3: 15<sup>th</sup> June – 19<sup>th</sup> June**

## **This week's topic: Pirates**

### **Dear Parents & Carers**

We trust that you are all well and keeping safe. We are really missing all the children, but have enjoyed receiving your emails and pictures. It's great to see how busy you have all been continuing your learning at home!

We hope that you enjoyed learning about Africa and have enjoyed exploring African stories, music and art. We have been very affected by the recent events in the US and also here in the UK. We imagine many of you have been equally upset. This week, we would like to encourage you to talk to your children about the ongoing protests for fairness and equality. There are a few activities for you to do with your child around this theme and to help you start the conversation that are age appropriate. In addition, our weekly topic this week is Pirates and as usual we have prepared various activities around this exciting and fun theme. We understand that learning from home can be challenging so please do what you can – we have tried to give you as much choice as possible, so do not feel that you have to complete every single activity. We are really grateful for your support and we hope you enjoy having a go at these activities.

In your pack each week we will try to include:




- Open ended project ideas and research topics
- Activities to explore independently or together
- Daily Maths lessons
- Games to play
- Ideas for science experiments
- Art and craft ideas
- Links to other learning resources
- A use for toilet roll tubes...



## **CELEBRATE**




## **DIVERSITY**

Day	Tasks	Completed?
	<p><b>#blacklivesmatter</b></p> <p>There is so much going on in the world right now. Debates about race are taking place and people all over the world are uniting against ongoing racism against black and ethnic minorities. This is a great opportunity to inspire the next generation to help to improve the situation and make the world a much fairer place for everyone. Watch this short video clip of <b>Elmo and his dad</b> as they discuss the current situation in America in a child friendly way.</p>  <p><a href="https://edition.cnn.com/2020/06/06/us/cnn-sesame-street-town-hall-racism-trnd/index.html">https://edition.cnn.com/2020/06/06/us/cnn-sesame-street-town-hall-racism-trnd/index.html</a></p> <div style="display: flex; align-items: center;">  <div style="background-color: #f08080; padding: 10px; margin-left: 10px; color: white;"> <p><b>To bring about change, you must not be afraid to take the first step. We will fail when we fail to try.</b></p> <p>— Rosa Parks</p> </div> </div> <div style="display: flex; align-items: flex-start; margin-top: 20px;">  <div style="margin-left: 10px;"> <p>There have been many people in history who have stood up against racism and protested about the unfairness of not being treated equally. One person who started the fight, to ensure fair opportunities for all was <b>Rosa Parks</b>. You can find out more about Rosa's story by watching the 'Little People, Big Dreams' story being read here on YouTube.</p> <p><b>Rosa Parks – Little People Big Dreams</b>  <a href="https://www.youtube.com/watch?v=aCcSsjkQe9s">https://www.youtube.com/watch?v=aCcSsjkQe9s</a></p> <p>How did you feel after you listened to Rosa's story?</p> </div> </div> <p>How would you feel if every time you got on a bus you had to move seats or stand up for someone else to sit down?</p> <p>Things have changed since Rosa's story but more still needs to be done.</p> <p>Perhaps you could <b>make your own protest banner or poster</b>. Use some bright colourful pens or pencils and write a big slogan or message just like Elmo's dad in the Sesame Street clip. You could use words/phrases like: Be kind, be fair, love and peace or use the slogan Black Lives Matter. You could put it up in your window next to your rainbow pictures.</p>	



**TREAT  
OTHERS**  
the way  
*you*  
want to be  
**TREATED.**



Here is another great story that the children might remember - it's called **Mixed** and it's by Arree Chung. It talks about diversity in a fun and engaging way. Watch the video on YouTube and discuss how it made you feel. What did you like about the story? Did any of it make you feel sad? Or happy?

<https://www.youtube.com/watch?v=mn0ep5u0kZo>

## Monday

### Phonics

Practise revising saying and recognising the **er** sounds in words. They can be spelt in different ways. Most of them are digraph sounds but the **er** sound in **earth** is spelt with 3 letters **ear** which called a trigraph. Remember a digraph is two letters together that make one sound.

er	ur	ir	or	ear
----	----	----	----	-----

Can you write words in a list that contain these sounds? Here are some examples: tiger**er**, sister**er**, surf, fur, first, shirt, **ear**ly, worm

### Pirate Storytime

This is a great story full of pirates, adventure and a big scary sea monster!



Author **Jonny Duddle** reads his exciting adventure story called 'The Pirate-Cruncher' to some children at another school. We hope you enjoy it. Give me an **ARRRGH!**

[https://www.youtube.com/watch?v=Ro5S\\_UdvWkI](https://www.youtube.com/watch?v=Ro5S_UdvWkI)

Now watch Jonny show you how to draw a pirate  
<https://www.youtube.com/watch?v=IF5-fhNDxU0>



### Draw Your Own Pirate

Have a go at drawing your own pirate! What will they wear, what colour will their clothes be? Will they have a hat, bandana, eye patch or a parrot? When you have drawn your picture you could label the different parts of their costume and then you can think of a great pirate name for them. Perhaps you could write a couple of sentences about your pirate, where they are from and what they get up to. If you're feeling really creative you could even draw the crew too!

### Maths

Complete this week's White Rose Maths Activities Day 1

<https://whiterosemaths.com/homelearning/early-years/>

## Tuesday


### Phonics

Revise the sounds from yesterday. Get your grown up to help you. They could say a word from your list and you could tell them what sounds are in that word. For example: If I say the word 'yoghurt' you could tell them the sounds in yoghurt are **y**, **o**, **g**, **h**, **ur** and **t**. Have a go at playing this game with two or three words for each sound.


Finish the lesson by writing some of these words down.

### Pirate Storytime

Snuggle up and enjoy these amazing pirate tales, Ha-HaRRR!



Cbeebies bedtime stories read by Ellie Harrison  
<https://www.youtube.com/watch?v=mdWxBn-xvrQ>



Cbeebies bedtime stories read by Toby Stephens  
<https://www.youtube.com/watch?v=3a7PJLqPfBA>

### Write a Pirate Adventure

Have you been inspired by these two fantastic stories? Why don't you have a go at writing your own pirate tale. What adventures will your pirate get up to? Where will they go? Who will they meet? Write and illustrate a story with a little help from a grown up. Shiver me timbers I wonder if anyone will have to walk the plank!!!





### Maths

Complete this week's White Rose Maths Activities Day 2

<https://whiterosemaths.com/homelearning/early-years/>

### Wednesday

**Remember that it is Wellbeing Wednesday – check the school's website for this week's updates! Look under News & Dates / Coronavirus Updates and you will find loads of resources and activities.**

### Phonics

Watch Mr Thorne on YouTube. He can help with revising the sounds and coming up with some new examples of words. You could write down a few new words and add them to your list.

**ur**

<https://www.youtube.com/watch?v=FDS7G2l8nR8>

**er, ir, ur, ear and or**

<https://www.youtube.com/watch?v=DUwkOZzL40Q>

You could go on a hunt around your house for objects that contain these digraph sounds. Can you find a coin, some foil or a crown?



### Cooking Fun!

Make yourselves a yummy pirate treasure map inspired pizza!

X marks the spot ... ARRRGH!

<http://wonderlandrecipes.com/2015/04/09/neverland-pirate-map-pizza/>

### Dressing up fun!

Dress up like a pirate! If you don't have a costume you can always make a hat!

You could try some pirate talk too. Perhaps your grown-ups could sponsor you to speak like a pirate for a day! Shiver me timbers!

Can you find a box to make your own pirate ship? You could make a telescope too to look out for any unwanted sea monsters!



### Make your own pirate telescope!

You cannot be a pirate without your very own telescope. So, let's make one! For this activity you will need the following:

Paper Cup

Toilet Tissue Empty Cardboard Roll

Empty Cardboard Roll from Tin Foil (Plastic wrap, etc)

Paint (Black & Light Blue)

Clear Plastic (from plate or disposable container).

Full instructions can be found on:

<http://jessicascoupons.com/pirate-week-make-your-own-spy-glass/>

### Maths

Complete this week's White Rose Maths Activities Day 3

<https://whiterosemaths.com/homelearning/early-years/>

### Thursday

### Phonics

Refer to your list of words containing the digraphs **er**, **ir**, **ur**, **ear** and **or**.

Can you write a simple sentence containing some of these words? For example:


I can see a **surfer**.

I like to eat yoghurt.

We live on planet **earth**.

I see a **worm**.

My shirt is **dirty**.



### Pirate Storytime

Read/listen to My granny is a pirate

<https://www.youtube.com/watch?v=t8ZKlvRblpM>

Which part of the story did you like best? Which part did you find funniest? Why do you think granny wants it to be a secret that she's a pirate?

### Pirate Map

Draw a treasure map – describe what is on it. Write down instructions for the granny to help her find the treasure!



A good pirate needs a treasure map! So have a go at making your own tea-stained treasure map.

<https://www.kiwico.com/diy/Arts-and-Crafts-Projects/1/project/Tea-Stained-Treasure-Maps/752>



### Maths

Complete this weeks White Rose Maths Activities Day 4

<https://whiterosemaths.com/homelearning/early-years/>

### Friday

### Phonics

Practise revising a few key words, for example:

her	his	little	she	he
-----	-----	--------	-----	----

Can you read these words?

Practise writing them down.

Your grown up could read them out 1 at a time and you could circle them on your paper to show you can recognise/find each one!

Finish your phonics lesson by writing a sentence containing one or two of these key words, for example:

**She** was a brave **little** pirate.

**His** hair was black.

**He** ate the yoghurt.

Did you see **her** go?

### Extra Phonics fun:

Play Buried Treasure on Phonics play and choose phase 3 sounds for the game or type in your own words to test yourself!



<https://www.phonicsplay.co.uk/resources>



### Pirate Treasure



Make your own pirate treasure chest and treasure. You could use an egg box or any box that has a lid. Paint and decorate it, then fill it with treasure. Use shiny paper or foil to make your rubies and diamonds!

### Parrot or Pirate!

Use your toilet rolls this week to make your own pirate parrot to perch on your wrist or your own little pirate crew mate!



### Maths

Complete this week's White Rose Maths Activities Day 5

<https://whiterosemaths.com/homelearning/early-years/>

### Music

Hey, ho me hearties! Start off your day with some moving and singing!

#### **If you want to be a pirate:**

<https://www.youtube.com/watch?v=XDKIKiMIYv4>

#### **Happy Pirate Action Song:**

<https://www.youtube.com/watch?v=zK6svmw0usY>

#### **I'm a Pirate:**

<https://www.bbc.co.uk/teach/school-radio/nursery-rhymes-im-a-pirate/zmmkdbm>

#### **Make up your own song**

Listen to this song and then try to make up some new words to it.

#### **'When I was one':**

<https://www.bbc.co.uk/teach/school-radio/primary-school-songs-when-i-was-one-childrens-choir/z7kshbk>

For example: 'When I was one, I ate a bun'. When I was two, I waved 'Yoo hoo!' etc



**'Swashbuckle cheer':**

<https://www.bbc.co.uk/cbeebies/watch/cbeebies-prom-swashbuckle>

At the end of the song why not finish off with a swashbuckler cheer!

**Pirates need to be good at counting so that they can count their treasure**

Do you know this song?

**'One two, three, four five':**

<https://www.youtube.com/watch?v=WWCQgesoXV4>

Tap your shoulders when you are singing the numbers and clap your hands to all the other words?

Can you remember how to tap the steady beat of a song? Tap your knees to the steady beat of the song when you sing it again.

How many ways can you sing the song? Slow/fast/in an excited voice/in a sad voice/in a cross voice/in a monster's voice/in a pirate's voice.

**'The Seahawk' by Erich Korngold: CBBs Pirate Prom:**

<https://www.bbc.co.uk/cbeebies/watch/cbeebies-prom-gem-pirates>

Listen to this piece of music all about a ship sailing on the sea. Pretend that you are in the pirate ship riding the waves and climbing the rigging. The pirates in this piece of music are called the 'Seahawks'.

How many different instruments in the orchestra can you name?

Can you hear the trumpets, the violins, the drums and the flutes?

Can you dance around the room pretending to be the ship on the big waves?

**'5 little boats':**

<https://www.bbc.co.uk/cbeebies/watch/numberblocks-five-little-boats-song>

Draw 5 little boats, decorate them, cut them out and use them when you sing this song.

**Art & DT**

**Build your own Pirate Ship!**

Ahoy there you lilly livered land lovers! What self-respecting pirate would be without his own Pirate Ship? You may need a little help to cut the templates and build your boat. Follow these instructions and set sail across the seven seas!

<https://www.redtedart.com/diy-cardboard-pirate-boat/>



**Handprint Pirate!**

Create your own pirate portrait using your handprint!

Using paints, follow the link to get step by step instructions.

<https://funhandprintartblog.com/handprint-pirate-ship-snack-paint-book.html>





### **Pirate Party Food!**

Follow the link to make delicious treasure map pizza's and watermelon pirate ships!  
Aaargh!

<https://www.bettycrocker.com/menus-holidays-parties/mhplibrary/birthdays/pirate-party-foods>

### **Land Ahoy!**

Follow these simple instructions to make your own telescope, just don't forget to use the eye without your pirate patch on!

<https://family.disney.com/craft/a-diy-telescope-inspired-by-pirates-of-the-caribbean-dead-men-tell-no-tales/>

### **Eye-eye Captain!**

Don't forget your patch or yee'l walk the plank!

<https://www.instructables.com/id/Make-a-pirate-eye-patch-for-your-kids-or-masquerad/>

### **Pretty Polly!**

If you don't have a Parrot ye not a proper pirate!

<https://www.bbc.co.uk/cbeebies/makes/swashbuckle-parrot-pal>




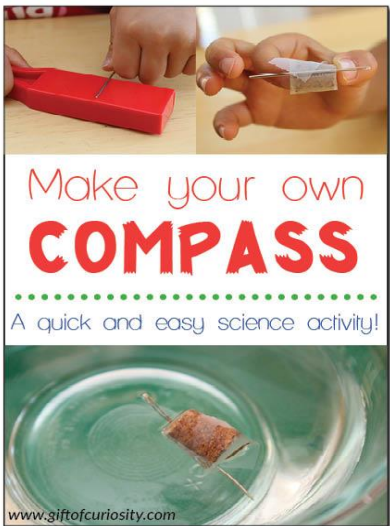
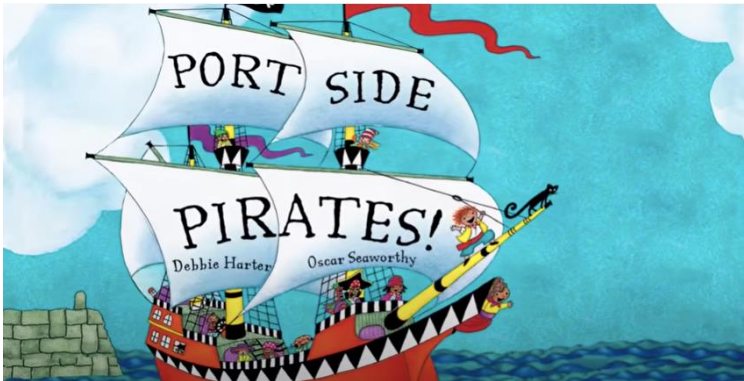
We now have a Dalmain Twitter Art page [@dalmain\\_art](#) for you to share your work with the rest of the school community! We would love to see what you have created to celebrate the gifted artists we have in the school. We will also be sharing ideas and inspirational arts and crafts so don't forget to take a look.

## **PE & Dance**

### **Balancing**

See what you can find in the garden or somewhere safe inside and set up a pirate obstacle course with your own 'Walk the Plank' challenge. Use your balancing skills so you don't fall in and get eaten by sharks!



	<p><b>Dance</b></p> <p>Get your pirate jig on and have a go at this Just Dance pirate song  <b>A Pirate You Shall Be (Just Dance)</b>  <a href="https://www.youtube.com/watch?v=oe_HDfdmnaM">https://www.youtube.com/watch?v=oe_HDfdmnaM</a></p> 	
<p><b>Science</b></p>	<p><b>Make a compass</b></p> <p>You couldn't sail the sea without knowing which way you were going and this simple-yet effective compass will help you find your way!</p> <p>For this activity you will need;</p> <ul style="list-style-type: none"> <li>• A magnetic wand</li> <li>• A blunt needle</li> <li>• A cork</li> <li>• Some tape</li> <li>• A bowl of water.</li> </ul> <p>Firstly, you need to rub your needle against the magnet around 10-15 times. The purpose of rubbing the needle against the magnet is to magnetize the needle. A compass is like a lightweight magnet that detects the magnetic fields of the earth. The magnetized needle of a compass, then, always points to magnetic north. By rubbing our needle against a magnet, we magnetized it just like the needle of a compass.</p> <p>Once you have magnetised your needle, you need to stick your needle to the cork. Once that is done you are ready to place it into a bowl of water. It should now turn to the direction of North (if you have a compass, you can check if it is correct). Enjoy!</p> <p><a href="https://www.giftofcuriosity.com/how-to-make-a-compass/">https://www.giftofcuriosity.com/how-to-make-a-compass/</a></p> 	
<p><b>Other activities</b></p>	<p>Another great <b>Pirate song</b> this one from Barefoot Books called Portside Pirates!  <a href="https://www.youtube.com/watch?v=qAngsMJD3I">https://www.youtube.com/watch?v=qAngsMJD3I</a></p>  <p><b>Pirate Games</b></p> <p>Swashbuckle cbeebies games</p>	



<https://www.bbc.co.uk/cbeebies/games/swashbuckle-the-great-pirate-games>



## Sewing Activity

Pirates need a pirate ship. This pirate ship will show off your super sewing skills!

For this activity you will need;

- Paper bag cut into two semi-circles (half-moon)
- Tape to tape your semi-circles together
- Stuff to decorate your pirate ship
- Hole punch to punch holes around the edge of your boat
- Wool, string or even an old shoelace to sew your pirate ship together.
- Newspaper or scrape paper to fill your ship before you finish all the sewing to give your pirate ship depth



Full instructions can be found on; <https://www.giftofcuriosity.com/pirate-ship-fine-motor-craft/>