



# Year 2



**Term 6 Week 2 – 8<sup>th</sup> June – 12<sup>th</sup> June**

**This week's topic: Continents - Africa**



**Dear Parents & Carers,**

We hope that you enjoyed your last Home Learning Packs themed around The Victorians. Well done for all of the fantastic work that you have been doing. You can still continue to send pictures of work to us through the school email address [admin@dalmain.lewisham.sch.uk](mailto:admin@dalmain.lewisham.sch.uk) and mark them **FAO Miss Brown or Ms Udoyen**.

As you may be aware, the school now has a subscription to White Rose Maths, which means that you will have full access to the resources available for each Maths lesson. You will now be given direct links to the worksheets available for each day, but please note that there will be a new link for each day's worksheets (this will be different to previous weeks). The videos will also be available on a separate link (see below). Use this link to get access to all videos for this week. All videos on this link will correspond with the worksheets provided for each day.

<https://resources.whiterosemaths.com/wp-content/uploads/2020/05/Year-2-Week-4.pdf>

For this week's learning, we have produced a Year 2 plan for our new topic, continents. Each year group across the school has been given a continent to learn about. In Year 2, we will be learning about all about, amazing Africa! This plan has daily activities with resources available as links on the plan, as well as on the school website. We have continued to include 3 different challenges per day for writing – a **red**, **green** and **blue** challenge. The activities are differentiated so each activity has an increasing level of difficulty so please choose the activity appropriate for your child. You should aim to complete one activity per day, however if your child is enjoying the learning for that day and would like an extra activity then they can complete more than one challenge.

Continue to log on to SumDog for Maths and Grammar activities each week.

Well done for all your hard work so far!

Your pack includes:

- Open ended project ideas and research topics
- Daily maths lesson
- Daily English lesson
- Activities to explore independently or together
- Games to play
- Ideas for science experiments
- Art and craft ideas
- Links to other learning resources



Day	Tasks	Completed?
Monday	<p>Summer Term Week 4 Lesson 1 - 2-digit add and subtract tens</p> <p>Please find all lesson resources on the following link. <b>Please either print and complete the worksheet or write in your exercise book.</b></p> <p><a href="https://resources.whiterosemaths.com/wp-content/uploads/2020/04/Lesson-1-Add-and-subtract-10s-2019.pdf">https://resources.whiterosemaths.com/wp-content/uploads/2020/04/Lesson-1-Add-and-subtract-10s-2019.pdf</a></p> <p><a href="https://resources.whiterosemaths.com/wp-content/uploads/2020/04/Lesson-1-Answers-Add-and-subtract-10s-2019.pdf">https://resources.whiterosemaths.com/wp-content/uploads/2020/04/Lesson-1-Answers-Add-and-subtract-10s-2019.pdf</a></p> <p><b><u>What in the world?</u></b></p> <p>In year 2, we have learnt a lot about the continents and oceans from across the world, but how much can you remember?</p> <p>Watch these videos to remind yourself of the continents across our planet.</p> <p><a href="https://www.youtube.com/watch?v=TBmZjOhrVJ0">https://www.youtube.com/watch?v=TBmZjOhrVJ0</a></p> <p><a href="https://www.youtube.com/watch?v=K6DSMZ8b3LE">https://www.youtube.com/watch?v=K6DSMZ8b3LE</a></p>  <p>Choose a challenge to complete:</p> <p><b>Red challenge</b></p> <p>Click on the attached document 'Continents of the World' and test yourself to see if you are able to name all 7 continents. Have you spelt them correctly? Scroll to the second page to see if you are correct! Remember that they all have a capital letter because they are <b>proper nouns</b>.</p> <p>Alternatively, you can use this link to help you to practise learning about continents and oceans:</p> <p><a href="http://quizlet.com/46300391/continents-and-oceans-flash-cards">http://quizlet.com/46300391/continents-and-oceans-flash-cards</a></p> <p><b>Green challenge</b></p> <p>This is the same as the red challenge, but can you also name the oceans of the world? Can you remember exactly where they are in the world? Scroll to the second page to see if you are correct! Remember that they all have a capital letter because they are <b>proper nouns</b>.</p> <p><b>Blue challenge</b></p> <p>Can you remember the names of all continents and oceans off by heart? Use your knowledge of continents to create an acrostic poem. Here is an example for you to use to help you:</p>	

## Continent

By Michell

**C**ontinents are Asia, Australia, Europe, Africa, South America, North America, Antarctica.

**O**cean is out of the water and continent is inside.

**N**orth America is a continent.

**T**here are 7 continents on the earth.

**I** know continents are on the earth.

**N**orth America and Asia are continents.

**E**arth has continents.

**N**orth America is bigger than South America.

**T**here are big continents on the earth

A \_\_\_\_\_  
F \_\_\_\_\_  
R \_\_\_\_\_  
I \_\_\_\_\_  
C \_\_\_\_\_  
A \_\_\_\_\_

By: \_\_\_\_\_

Tuesday

### Summer Term Week 4: Lesson 2 - Add 2-digit numbers

Please find all lesson resources on the following link. Please either print and complete the worksheet or write in your exercise book.

<https://resources.whiterosemaths.com/wp-content/uploads/2020/04/Lesson-2-Add-2-digit-numbers-2-2019.pdf>

<https://resources.whiterosemaths.com/wp-content/uploads/2020/04/Lesson-2-Answers-Add-2-digit-numbers-2-2019.pdf>

### Amazing Africa!

In Year 2, we will be learning more about the continent of Africa. Are you able to locate that on a map?



Did you know that...

- Africa is the second-largest continent in the world.
- The African continent accounts for one-fifth of all land on the planet!
- It is also home to an estimated 1.3 billion people. That's nearly double the number of people that live in Europe. Globally Africans represent 15% of the entire human population.
- There are 54 recognised countries in Africa

Watch this video to find out even more!

<https://www.youtube.com/watch?v=PSYHMWmyVfo>

Choose a challenge to complete:

**Red challenge**

Write some statements about Africa that you have learnt from the video. Remember statements are sentences that tell you something, including facts. They usually end with a full stop.

**Green challenge**

Write a series of questions and statements about Africa that you have learnt from the video. For example:

**Question:** What is the hottest continent in the world?

*Answer: The hottest continent in the world is Africa.*

**Blue challenge**

Write a mini fact file about Africa based on the facts that you learnt in the video. If you want, you could do your own research too. Choose one or more of these topics to write a short paragraph about:

- The Sahara
- The Congo Rainforest
- The African Savanna

**Wednesday**

**Remember that it is Wellbeing Wednesday – check the school’s website for this week’s updates! Look under News & Dates / Coronavirus Updates and you will find loads of resources and activities.**

**Summer Term Week 4: Lesson 3 - Subtract 2-digit numbers**

Please find all lesson resources on the following link. Please either print and complete the worksheet or write in your exercise book.

<https://resources.whiterosemaths.com/wp-content/uploads/2020/04/Lesson-3-Subtract-2-digit-numbers-2-2019.pdf>

<https://resources.whiterosemaths.com/wp-content/uploads/2020/04/Lesson-3-Answers-Subtract-2-digit-numbers-2-2019.pdf>

**Anansi the Spider!**



Anansi the Spider is a folktale from the Ashanti people of Ghana, a country in West Africa. Click on this link to find out more about Anansi the Spider:

<https://www.youtube.com/watch?v=K0fAJALnySA>

Before you begin your activity, have a go at completing this comprehension:

<https://www.woojr.com/anansi-spider-lesson-plan-activities/anansi-reading-questions/>

Choose a challenge to complete:

**Red challenge**

Just like tradition in West Africa, have a go at retelling the story to a member of your household. Will you be able to remember all the names of Anansi’s sons?

### Green challenge

Use the attached document to create a comic strip for the story of Anansi the Spider. Draw pictures and describe the key parts of the story in your comic strip.

### Blue challenge

Can you rewrite the story of Anansi the Spider in your own words? Have a go at retelling this story, not forgetting to include:

- Sentence openers (e.g. one peaceful morning...)
- Interesting adjectives (e.g. long, spindly legs)
- Correct use of punctuation (e.g. capital letters, full stops, exclamation marks, question marks & commas for listing)

Thursday

### Summer Term Week 4: Lesson 4 - Bonds to 100 (tens and ones)

Please find all lesson resources on the following link. Please either print and complete the worksheet or write in your exercise book.

<https://resources.whiterosemaths.com/wp-content/uploads/2020/04/Lesson-4-Bonds-to-100-tens-and-ones-2019.pdf>

<https://resources.whiterosemaths.com/wp-content/uploads/2020/04/Lesson-4-Answers-Bonds-to-100-tens-and-ones-2019.pdf>

### Who is Nelson Mandela?

A few weeks ago, our learning topic was all about heroes. Can you remember? In South Africa, Nelson Mandela was known as a hero, not only to the people in his country but for people across the world. Click on these video links below to find out more about him.



Think about the following as you are learning about his life:

- One thing that interests you
- One thing that surprises you
- One question you would ask him.

<https://www.bbc.co.uk/bitesize/topics/zjkj382/articles/zj3p8xs>

<https://www.youtube.com/watch?v=2Yto4-Ft9dc>

<https://www.bbc.co.uk/newsround/51451080>

### ***Time to reflect...***

Nelson Mandela was a very inspirational person and he dedicated his life to helping others. Here are some things to think about for your activity. You can write your ideas on a piece of paper, create a poster or have a discussion with a member of your household.

*(The following questions have been differentiated according to the usual colour system, however please feel free to answer as many questions as you would like.)*

- **What is Apartheid?**
- **Why were black people unable to change the laws?**
- **What is a protest? Why do people do it?**
- **Why did Nelson Mandela go to jail?**
- **Why were people upset that he had been sent to jail?**
- **Nelson Mandela went from a prisoner to a president. Why is that unusual?**
- **Why was Nelson Mandela considered a hero?**
- **What could you learn from Nelson Mandela?**





Friday

### Summer Term Week 4: Friday Maths Challenge

Please click on the following link to access the Friday Maths challenge for Summer Term Week 4.

<https://whiterosemaths.com/homelearning/year-2/>

### Amazing Africa







Watch the video:



[https://www.youtube.com/watch?v=Vtfp27g2\\_mk](https://www.youtube.com/watch?v=Vtfp27g2_mk)

- Choose an animal and create a poem about the animal.
- Create a fun quiz about an animal and quiz a family member.
- You are planning a trip to Madagascar. How would you travel there? Create a new mode of transport to take you to the island to explore.



## Additional Activities

<p>Science</p>	<p style="text-align: center;"><b>Learn about your favourite Madagascan animals!</b></p> <p><b>Become a Madagascan explorer...</b></p> <p>Click the link below to research the Lemur, Aye Aye, Chameleon and animals who see with sound.</p> <p><a href="https://www.dkfindout.com/uk/search/madagascar/">https://www.dkfindout.com/uk/search/madagascar/</a></p> <p>Find out about their diet, habitat and some interesting facts about the way they live!</p> <p>Have some more fun exploring the habitats and different continents on this website: <a href="https://www.dkfindout.com/uk/earth/">https://www.dkfindout.com/uk/earth/</a></p> <div data-bbox="603 801 1168 1122" data-label="Image"></div>
<p>Art / DT</p>	<p><b><u>The Seven Continents of the World</u></b></p> <p><b><u>Madagascan face paint</u></b></p> <p>Children from Madagascar paint their faces using a special paint made from tree bark to protect their faces from the sun. Draw your face and design your own face paint patterns in the style of the Malagasy children!</p> <div data-bbox="1273 1167 1485 1447" data-label="Image"></div> <p><b><u>Madagascan Moths</u></b></p> <p>Madagascar is home to a variety of beautiful moths. Paint or draw an example from the pictures below. Start by sketching the intricate shapes of the wings until you are happy with the shapes and patterns. Watch the clip of Austin's Butterfly to inspire you.</p> <div data-bbox="292 1574 644 1832" data-label="Image"></div> <div data-bbox="651 1594 967 1839" data-label="Image"></div> <div data-bbox="1169 1516 1482 1570" data-label="Caption"><p>Comet/Moon Moths</p></div> <div data-bbox="256 1861 895 1928" data-label="Text"><p><b><u>Austin's Butterfly:</u></b> <a href="https://www.youtube.com/watch?v=hqh1MRWZjms">https://www.youtube.com/watch?v=hqh1MRWZjms</a></p></div> <div data-bbox="1075 1839 1329 1910" data-label="Caption"><p>Sunset Moth</p></div>



### **Baobab Tree Silhouettes**

Madagascar is home to the majestic Baobab tree, identifiable by its thick, heavy trunk. Paint or draw your own landscape painting including these beautiful trees using silhouettes to capture their shape.

We now have a Dalmain Twitter Art page [@dalmain\\_art](https://twitter.com/dalmain_art) for you to share your work with the rest of the school community! We would love to see what you have created to celebrate the gifted artists we have in the school. We will also be sharing ideas and inspirational arts and crafts so don't forget to take a look.

## **Music**

### **Year 2- Continents**

**'Wimbowe'** - <https://www.youtube.com/watch?v=QvsQ9hYKq7c>

Have fun singing and dancing along to this song.

**'Instruments together. Tap tap, tickle tickle, bip bap bong'** :<https://www.bbc.co.uk/teach/school-radio/music-ks1-instruments-together-1-percussion/zhy947h>

This is a programme about percussion instruments. Percussion instruments include drums, sticks, tambourines, shakers (maracas) and bells.

Join in with keeping the steady beat. How many different ways can you think of for making body percussion sounds?

Can you keep in time with the 'long' and 'short' notes?

If you don't have instruments at home to use just find something to shake tap or bang!

**7 continents song:** <https://www.youtube.com/watch?v=K6DSMZ8b3LE>

Listen to this song and sing along. It will help you to learn the names of all 7 of the continents in the world.

Is Africa the largest continent?

What is the name of the longest river in Africa?

What does it say that Africa has miles and miles of in the song?



### **'Che che kule' Orff arrangement**

[https://www.google.com/search?q=che+che+koolay+orff+arrangement&rlz=1C1CHBF\\_enGB849GB849&oq=che+che+&ags=chrome.0.69i59j69i57j46j0j46j69i60l3.2559j0j7&sourceid=chrome&ie=UTF-8](https://www.google.com/search?q=che+che+koolay+orff+arrangement&rlz=1C1CHBF_enGB849GB849&oq=che+che+&ags=chrome.0.69i59j69i57j46j0j46j69i60l3.2559j0j7&sourceid=chrome&ie=UTF-8)

This is a folk song from Ghana in Africa. It is a bit like 'Heads, Shoulders, knees and toes'. Each time a line is sung you point to a part of your body.

It is a call and response song where someone is the leader and sings the line first and then the other singers sing it back.

Learn the song and sing it with your family.

Can you find some things in your house that can be the sticks, shaker and drum and play along to these parts in the song?

If you have an instrument that can play the notes D and A like a xylophone, then you could also play that part in the song.

**Joseph Bologne, Chevalier de St Georges** <https://www.bbc.co.uk/teach/ten-pieces/KS2-joseph-bologne-chevalier-de-saint-georges-symphony-no-1-in-g-major-allegro/zrpsv9q>

Watch the two clips to find out about Joseph who was a fantastic composer, musician and fencer!

He was the first classical composer of African ancestry.



P.E.

## Dance

Each week, you will now be provided with a dance lesson from Trinity Laban. There will be a new video each week with a different theme. All you have to do is click on the link and use the password provided by the school (sent via ParentMail) to access the video. Have fun!

KS1- My Vegetable Garden <https://vimeo.com/423193158>

**Afrobeat Dance lesson:** <https://www.youtube.com/watch?v=evIGS7I9nlk>



## Yoga

<https://www.youtube.com/watch?v=IFbWNmzPByQ>

## **Sleeping Lions**

Forget freeze dance, the lazy lions are too tired for that kind of action. Instead, play some music and have your party guests prowl around the dance floor, roaring like lions. When the music stops, instead of freezing, the kids will fall to the floor and lie still like sleeping lions. The last child to become a sleepy lion is out of the game. Start the music again and play for as many rounds as it takes until only one player remains.

Extra fun

**Create your own Folklore tale** – Think of your moral and create characters to teach that moral to others just like the story Anansi the spider.

**Colour in a picture of Nelson Mandela** -

[https://www.nelsonmandela.org/uploads/files/Colouring\\_in\\_book.pdf](https://www.nelsonmandela.org/uploads/files/Colouring_in_book.pdf)

## **Flags**

Each African country has its own flag of meaningful colors: green symbolizes growing things, yellow symbolizes the sun, red the blood of the people, blue the sea, white peace, and black the people or African freedom.

Have a go at creating your own flag, be sure to explain what the colors used mean to you!



## **Rain Sticks**

For centuries many tribes have used rain sticks to summon the rain. You can fill paper towel rolls with rice, beans etc. Cover the ends with a small circle of poster board and masking tape. Then paint. **SAVE THOSE PAPER TOWEL ROLLS!** Cover the end w/poster board and clear tape, then filled it with rice.

Experiment with the sound of different amounts of rice. When you like the sound, tape up the other end.

You can also use this video to help you:

<https://www.youtube.com/watch?v=k0C-K0VxMMk>

## **Screen Time**

Madagascan animals - <https://www.youtube.com/watch?v=iUKAEalwfx8>

More Facts about Madagascar - <https://www.youtube.com/watch?v=xSU4trVO4bl>