



Nursery



Term 6 Week 2: 8th – 12th June

This week's topic: The continent of Africa

Dear Parents & Carers


We hope you are managing to enjoy the glorious weather despite the daily challenges of lockdown, and are now ready to embark on this week's exciting topic. It is all about Africa and from our experience we know that children are fascinated by the stories, songs and, in particular, the animals of this region. We hope that you will enjoy this topic and look forward to hearing about your progress. Please continue to share some of the incredible work you have been doing and let us know if there are ways in which we can support you. Thank you for your positive feedback regarding the weekly plans and feel free to adapt them to suit your needs.

Once again, well done to all of you for being incredibly resilient during these challenging times. You have undertaken the huge responsibility of home schooling your children and we applaud your effort. We are certainly missing you all and the camaraderie of being in our school community. Keep smiling and continue to be positive, we will get through this. Now on to our topic!

In your pack each week, we will try to include:

Open ended project ideas and research topics

- ✚ Activities to explore independently or together
- ✚ Physical activities
- ✚ Ideas for science experiments
- ✚ Art and craft ideas
- ✚ Links to other learning resources
- ✚ A use for recycled items







Finally, here are some tips you might find useful, although I suspect that you have figured out what works best for you.

- ✚ Make a schedule of the day's events – review your schedule to ensure you are not overloading your day
- ✚ Have a morning meeting - similar to our carpet time and discuss the plans for the day and include the weather, days of the week, how they might be feeling etc.
- ✚ Create a behaviour plan – rewards and consequences, a sticker chart works well.
- ✚ Think about activities that can be undertaken on a larger scale outdoors
- ✚ Allow snack /water /toilet breaks
- ✚ Allow 10-15 minutes of physical activities in between sitting down
- ✚ Positively encourage mark making
- ✚ Praise their effort – reward with stickers etc. (they need the boosting)
- ✚ Review your schedule and discuss what went well and what needs to be improved
- ✚ Be kind to yourself and give yourself a pat on the back
- ✚ Check out twinkl's parent hub for ideas of how to support children across the age phase.

<https://www.twinkl.co.uk/blog/how-to-utilise-twinkl-during-the-coronavirus-shutdown-a-guide-for-schools>

Wishing you all the very best,

The Nursery Team

Day	Tasks
Monday	<p>Start your day with a challenge! These children will certainly put you through your paces as they teach you this dance exercise routine. https://youtu.be/OUVxskvDFhU Were you able to copy their moves and could you create some moves of your own? You will need a rest after your workout, so sit and listen to this story. https://youtu.be/EqGli-UrHPw</p>   <p>Introduction to the topic. https://youtu.be/nmvw3sTGajs https://youtu.be/a9l4t9QssoA click on these links to learn about the 7 continents. Can you remember the names of the continents? Can you find out which continent you live in? What is the weather like? Which is the smallest continent? Which is the coldest? Which is the hottest? https://youtu.be/PSYHMWmyVfo What have you learnt about the continent of Africa? There are lots to learn about Africa and you will need to refer to these clips throughout the week.</p> <p>Maths Please continue to work through these daily exercises by following the onscreen instructions. The book to accompany this task is The Snail and the Whale. https://wrm-13b48.kxcdn.com/wp-content/uploads/2020/05/Day-1-The-Snail-and-the-Whale.pdf</p>  <p>click here for the story https://youtu.be/3ZAtKDaFU6c Feel free to adapt this to suit your needs.</p> <p>Phonics For children who are learning how to handle books, this is a child friendly clip to teach your child pre- reading skills. https://www.youtube.com/watch?v=rmSPVyyXGcs Take some time to look at the range of reading material in the Akili and Me series as they cover a wide range of activities to suit a range of abilities.</p>  <p>For children who are following the Jolly Phonics activities please continue to work through the tasks.</p> <p>Music Mrs Jackson would like you to have fun singing and dancing to this song. 'Wimbowe': https://www.youtube.com/watch?v=QvsQ9hYKq7c</p> <p>Story -https://youtu.be/ocnRQi89nK8 Handa's Surprise</p>

Tuesday

Movement – have fun with body percussion

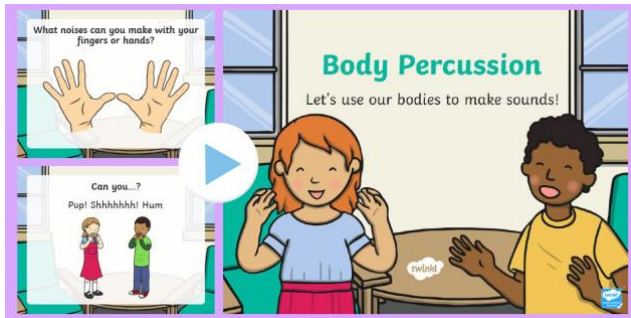
Music plays a big part in African culture and drumming is the heartbeat of the region. Having no drums is never an excuse for not having music. Check this out!

Did you know that you can use your body like a drum? It is called, body percussion. Here are a couple of activities for you to try. Can you make up your own? What part of your body made the best sound? Have you tried drumming on your chest? On someone’s back? Ask your grown up to drum on your back. What does it sound like? Try singing while someone is drumming on your back.

<https://youtu.be/sW2DY1OpgrI> <https://youtu.be/N9LLMRC8UmM>


<https://www.twinkl.co.uk/resource/t-t-2545943-body-percussion-powerpoint>.

You can take some pictures of the different parts of your body percussion exercise so you won’t forget.



Maths

<https://wrm-13b48.kxcdn.com/wp-content/uploads/2020/05/Day-2-The-Snail-and-the-Whale.pdf>



Phonics choices

Please adapt the phonics to suit your needs. You may need to revisit sounds often to ensure your child has sufficiently grasped the skills needed for segmenting and blending sounds. Please do not worry if this is not the case. This range allows you to advance or revisit as your child learns different sounds. If you need more advanced activities please continue to work your way down the list of letter blends.

<https://www.twinkl.co.uk/resource/T-L-005-Phase-2-Sound-button->

I	the	the	he
he	she	she	me
me	we	we	be
be	was	was	to
to	do	do	of
of	I	I	he
the	she	he	me
she	we	me	be

[word-cards](#)

If your child is beginning to identify frequently used words, you can use the check list to see how many they have learnt.

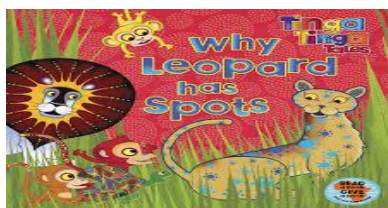
Tricky Words		
1. I	15. you	29. one
2. the	16. your	30. by
3. he	17. come	31. only
4. she	18. some	32. old
5. me	19. said	33. like
6. we	20. here	34. have
7. be	21. there	35. live
8. was	22. they	36. give
9. to	23. go	37. little
10. do	24. no	38. down
11. are	25. so	39. what
12. all	26. my	40. when

<https://www.twinkl.co.uk/resource/t-t-1109-safari-animals-role-play-masks>

If your child is not at this stage, do not worry. They are all at different ages and stages in their cognitive development.

Tricky words link below

<https://youtu.be/R087YrRpgY>



Story

<https://youtu.be/-aCc3-LLdvQ>

Relax and enjoy this story of how the leopard got his spots. You will also hear the word ‘Jambo’. This means hello in Swahili, a language spoken by people in East Africa. Click on this link to learn some new Swahili words. <https://youtu.be/DjmLoxkeMPg>

Wednesday

Action Song

<https://youtu.be/GoSq-yZcJ-4> Take a walk in the jungle, you never know what animals you might find.




Can you remember the names of the animals?
Which is your favourite animal?
Would you like make your own animal masks?

Mask making

Click on this link and download the templates.

<https://www.twinkl.co.uk/resource/t-t-3933-walking-through-the-jungle-story-role-play-masks>



Once you have made your masks, you can join in with the song and march along with your jungle friends. You might also like to try some footprints.

Can you match the footprints the animals?



Click on the link for the footprint templates.

https://images.twinkl.co.uk/tw1n/image/private/t_520/image_repo/ed/b2/t-tp-7594-african-animal-footprint-matching-activity-ver_1.jpg

Maths

<https://wrm-13b48.kxcdn.com/wp-content/uploads/2020/05/Day-3-The-Snail-and-the-Whale.pdf>

Phonics

<https://youtu.be/Gub37mi3pL0> Short vowel sounds a – i (only when your child is ready)



For more exercises on short vowel sounds: <https://youtu.be/rYSweI7LR0M>

For children learning to identify upper and lowercase letters. <https://youtu.be/PdtJyKyZB4k>

Letter sounds: <https://youtu.be/1Qpn2839Kro> Remember you can always revisit sounds that are challenging.

Story – Mrs Jackson has prepared this fun activity for you. She will be listening!

Loud leopards and Terrific tortoises - <https://www.bbc.co.uk/teach/school-radio/eyfs-listen-and-play-loud-leopards-and-terrific-tortoises/zdnnmfr>

What is the African word for 'Hello' ('Jambo') What is the word for 'bye' ('Kwaheri')

Listen to the sounds. What can you hear? (elephants trumpeting/monkeys chattering/drums beating)

Use whatever you can to join in with the beating of a drum to the song 'Oh we can play on the African drum'

Thursday

Counting songs: <https://www.bbc.co.uk/teach/school-radio/nursery-rhymes-counting-songs/zn67kmn>

How many of these songs do you know? There might be some new songs for you to learn.
How many of the songs are about animals that you would find in Africa?
Can you draw a picture of your favourite song?

Maths

<https://wrm-13b48.kxcdn.com/wp-content/uploads/2020/05/Day-4-The-Snail-and-the-Whale.pdf>



More about Africa

<https://www.twinkl.co.uk/resource/cbeebies-go-jettters-continent-of-africa-powerpoint-t-g-642>

This power point presentation is loaded with information.



Phonics

Continue activities from previous days.

Story

<https://youtu.be/Sau3E2LEfcl>



What lessons have you learnt from this story?

Can you make up your very own story about food or fruit of your choice that comes from Africa?

Friday

Music


Africa has a long tradition of interactive songs known as call and response songs. Listen carefully and join in with the songs.

Ging Gang Gooli

<https://youtu.be/Ssnzq6CgGZY?list=PLVv8mp09hG88pT2FrG5VeP0Y3jSOuo0wc>

Toom Bah Ee Lero

<https://youtu.be/TMrQfOIKHA>



Can you find out what the song is about? You might need your grown up to help you.

Maths

<https://wrm-13b48.kxcdn.com/wp-content/uploads/2020/05/Day-5-The-Snail-and-the-Whale.pdf>

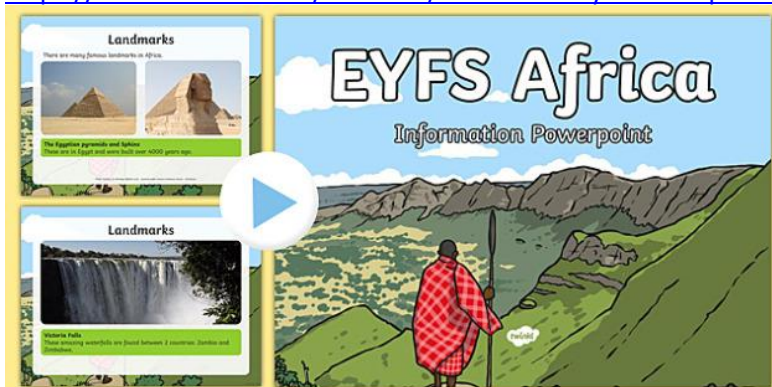
Weather Listening activity: <https://www.bbc.co.uk/teach/school-radio/eyfs-listening-skills-weather/zvrcf4j>

Phonics

Please continue from previous days

More about Africa

<https://www.twinkl.co.uk/resource/t-t-253460-eyfs-africa-powerpoint>



Some interesting facts about being a Masai https://youtu.be/OT_e91143L8

Learn about the Masai from a child <https://www.youtube.com/watch?v=XQ7wV9DeEqw>

Story

Bringing the Rain to Kapiti Plain <https://www.youtube.com/watch?v=AtGOY7mFt5Y>

Listen out for the rhyming words.

Women in African countries adorn their bodies with colourful homemade jewellery. You too can make your own necklaces and bracelets. Look around your home and find objects that could be used. You may need to add paint if they are plain coloured.

<https://youtu.be/HcJXbfxOE> Try these easy steps to make your necklace.



African masks have been made by many cultures on the **African** continent for thousands of years. They are objects with deep religious or symbolic meaning, often related specifically to their creators and the cultures from which they come. Some **masks** might represent deceased ancestors or powerful spirits.

African mask art project for children

<https://youtu.be/XPUrwljaS3M>

African paper masks

<https://www.youtube.com/watch?v=dZr6N4Qo568>




Fun things to do

Listening game to enhance listening skills.

<https://www.bbc.co.uk/teach/school-radio/eyfs-listening-skills-weather/zvrcf4j>

You can make your very own story stones for use with Handa's Surprise

<https://www.twinkl.co.uk/resource/t-t-25588-story-stones-image-cut-outs-to-support-teaching-on-african-surprise>



You could try making a necklace using paper plates

<https://youtu.be/yfzXIY2zCIE>



Make your own African drum

<https://youtu.be/ZtBFvLqyZ4>

How to make your own drum

<https://www.google.com/url?sa=i&url=https%3A%2F%2Fwww.wikihow.com%2FMake-Drums-for-Kids&psig=AOvVaw3l-X2VC2TLe9qKnfiFsQ12&ust=1591194152360000&source=images&cd=vfe&ved=0CAIQjRxqFwoTCPi3pryq4-kCFQAAAAAdAAAAABAJ>



Physical

The men of the Masai tribe and men of Tanzania are able to jump very high. How high can you jump?

https://youtu.be/cpJ_S2Vck4w

<https://youtu.be/V5hOXqCu87U>



Jungle exercise for kids <https://youtu.be/pJGqlla4Dbw>



Science

African fabrics are very vibrant and colourful. Have a close look at these fabrics.
Can you see the patterns?
Can you describe the pattern
Can you make up some of your own patterns?



Animal prints

Can you tell which animals these prints belong to?



Music



Traditional African dances

https://youtu.be/cpJ_S2Vck4w

More traditional dance with explanations

<https://youtu.be/gDPdBiR5aoQ>

Drumming is at the heart of African entertainment and is an essential instrument at social gatherings.

<https://www.youtube.com/watch?v=llbRulm9Mxl> Now that you have experienced drumming on different parts of your body, you can find a surface in your home or outdoors that it suitable for drumming. Try a range of surfaces and listen to hear the different sounds. Can you make the sound louder, softer, faster or slower? Can you play along to a song?

Listen to this drumming using pots and pans <https://www.youtube.com/watch?v=hpowm8KISs4>

Now listen to the real djembe (drum)

<https://youtu.be/q5U8md4rZS8> Listen to master drummers <https://youtu.be/NCnoDfOulKY>

