



Reception



Term 6 Week 2: 8th – 12th June

This week's topic: The 7 continents of the world, focusing on Amazing Africa

Dear Parents & Carers

We hope that you and your families are well and that you have settled back into a home learning routine that works for you and our child. Thank you for e-mailing photographs and examples of the learning your child has done so far – we love to see what they have been up to!

This week's topic is the 7 continents of the world and we would like you to focus on Africa in particular. The children have read various African tales during their time in Reception and so the activities in this week's planning should build on their existing knowledge. From our experience we know that children are fascinated by the stories, songs and, in particular, the animals of this region. We hope that you will enjoy this topic and look forward to hearing about your progress. As with previous weeks, please continue to adapt this planning document to suit your needs.












We are really grateful for your support and we hope you enjoy having a go at these activities. ☺



In your pack each week we will try to include:

- Open ended project ideas and research topics
- Activities to explore independently or together
- Daily Maths lessons
- Games to play
- Ideas for science experiments
- Art and craft ideas
- Links to other learning resources



Current events across the world have made us reflect on how we talk to children about identity. In our view children are never too young to have (age appropriate) conversations about identity. One of the easiest ways to start the conversation is through stories – stories that have children of different identity but also books that help children develop a rich and informed view of the world. Here are some recommendations:



Day	Tasks	Completed?
Monday	<p>Phonics</p> <p>Practise revising saying these vowel digraph sounds. Remember a digraph is two letters together that make one sound.</p> <div><div>oi</div><div>ow</div></div> <p>Can you write words in a list that contain these sounds? Here are some examples: oil, foil, point, toilet, owl, cow, crown.</p> <p>The 7 continents</p> <div></div> <p>Watch this YouTube video to help you learn about the different continents https://youtu.be/K6DSMZ8b3LE</p> <p>If you have an atlas or a world map at home, have another look and see if you can remember the names of the continents, as well as some facts about them.</p> <p>Then look at a map of Africa – what do you notice about it? E.g. size, how many countries there are. Have you visited any of the countries? What was it like? If a country is near the Equator, what does that mean?</p> <div></div>	


African tales

Explore traditional African tales with your child. Talk about the themes and what they liked/disliked about each one.

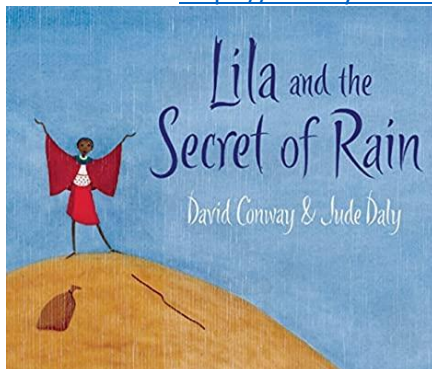
Watch a re-telling of **Anansi the Spider** with songs and actions you can join in with on <https://www.bbc.co.uk/iplayer/episode/p0659nt5/happy-tent-tales-20how-anansi-got-long-legs>



Re-visit **Bringing the rain to Kapiti Plain**, one of the books we have read this year in Reception <https://www.youtube.com/watch?v=sORVwvIBWYQ>



Listen to someone re-telling the story of **Lila and the secret of rain**, a story with a similar theme. <https://www.youtube.com/watch?v=sm5D7Mrxm5o>



Maths activity

Follow the link for this week's White Rose Maths activities. They are all based around the book 'The Snail and the Whale' by Julia Donaldson.

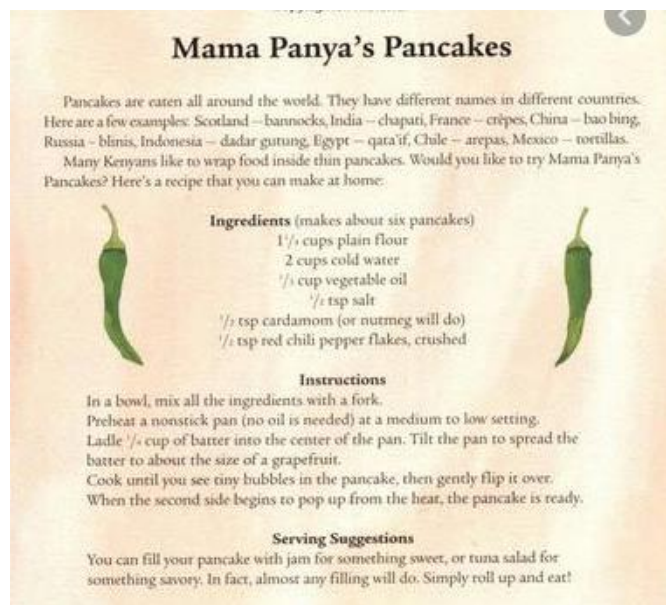
Week 6 Day 1 – The Snail and the Whale

<https://whiterosemaths.com/homelearning/early-years/>

<p>Tuesday</p>	<p>Phonics Revise the sounds from yesterday. Get your grown up to help you. They could say a word from your list and you could tell them what sounds are in that word. For example: If I say the word 'flower' you could tell them the sounds in flower are f, l, ow, and er. Have a go at a playing this game with two or three words for each sound.</p> <p>Finish the lesson by writing some of these words down.</p> <div data-bbox="288 405 746 851" data-label="Image"> </div> <p>Mama Panya's Pancakes This is a wonderful tale from Kenya that explores the theme of sharing. If you haven't got a copy of the book, you can watch a video of someone reading the story on https://www.youtube.com/watch?v=No6QgFpY_IY After reading it or listening to the video, discuss how Adika wants to share with his friends, even when he has very little to give. How does sharing make you feel? Is it always easy? When is it tricky?</p> <p>Writing activity What ingredients did Adika and his mother need to buy to make pancakes? Write a shopping list with all the ingredients.</p> <p>Maths activity Week 6 Day 2 The Snail and the Whale https://whiterosemaths.com/homelearning/early-years/</p>	
<p>Wednesday</p>	<p>Remember that it is Wellbeing Wednesday – check the school's website for this week's updates! Look under News & Dates / Coronavirus Updates and you will find loads of resources and activities.</p> <p>Phonics Watch Mr Thorne on YouTube. He can help with revising the sounds and coming up with some new examples of words. You could write down a few new words and add them to your list.</p> <p>oi https://www.youtube.com/watch?v=9hpF25WMaF0</p> <p>ow https://www.youtube.com/watch?v=EznhbviF_2w</p> <p>You could go on a hunt around your house for objects that contain these digraph sounds. Can you find a coin, some foil or a crown?</p>	

Cooking activity – Mama Panya’s Pancakes

At the end of the book we read yesterday, there is a recipe to make Mama Panya’s Pancakes. Why don’t you have a go at making them? Here is the recipe:



Enjoy!

Maths activity

Week 6 Day 3 The Snail and the Whale

<https://whiterosemaths.com/homelearning/early-years/>

Thursday

Phonics

Refer to your list of words containing the digraphs **oi** and **ow**.

Can you write a simple sentence containing some of these words? For example:

I can see a **brown cow**.

I have a **crown**.

This plant needs some **soil**.

Mama Panya’s Pancakes

Writing activity

We hope that you enjoyed making pancakes yesterday and that they were delicious! We would like you to write a set of instructions on how you made the pancakes. Remember to use words like ‘First, next, after that, finally’ when you write them.



Art & craft activity

Make an African thumb piano by following the instructions on <https://www.greenkidcrafts.com/diy-musical-instrument-kids/>

Maths activity

Week 6 Day 4 The Snail and the Whale

<https://whiterosemaths.com/homelearning/early-years/>

Friday

Phonics

Practise revising a few key words, for example:

the	my	do	what	said
-----	----	----	------	------

Can you read these words?

Practise writing them down.

Your grown up could read them out 1 at a time and you could circle them on your paper to show you can recognise/find each one!

Finish your phonics lesson by writing a sentence containing one or two of these key words, for example:

The green snake said "hiss".

My hair is brown

What animals do you like?

Extra Phonics fun

You could play a phonics game online at phonics play. The children really enjoy playing Obb and Bob, Choose phase 3 sounds for the game or type in your own words to test yourself!

<https://new.phonicsplay.co.uk/>

RESEARCH IDEAS

Amazing Africa



<https://www.bbc.co.uk/iplayer/episode/b01rrxdh/africa-the-greatest-show-on-earth>

Watch the above video on iPlayer to learn more about Africa. What did you find most fascinating? You could make a model, a poster or create your own information book to share what you enjoyed learning about.

Maths activity

Week 6 Day 5 The Snail and the Whale

<https://whiterosemaths.com/homelearning/early-years/>

Additional Activities

Science

Build a Desert Biome Science Activity for Kids

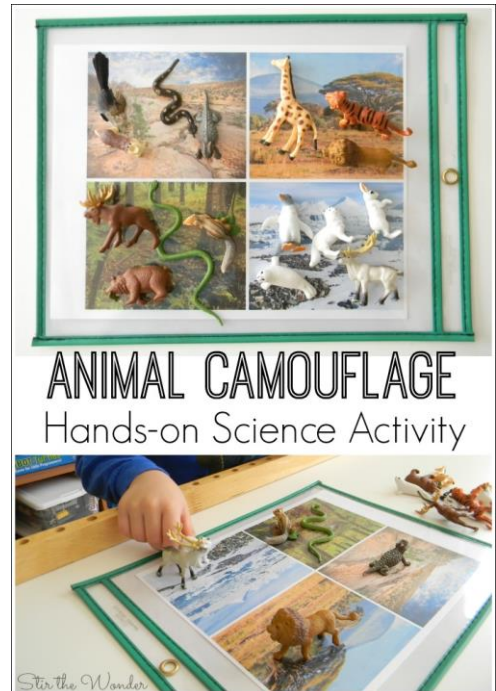


The Sahara Desert is one of the world's biggest deserts and it is found in Africa. This activity encourages you to build your own desert.

<https://www.steamsational.com/build-a-desert-biome/>

Camouflage

It's not just children who love hide and seek – animals do it all the time in the wild too! Animals blend into the colour of their surroundings so that they can hide from other animals. This helps them catch their prey and stops them being caught by predators. This is called camouflage. Have a go at hiding some animals and see if they blend into the different environments. You will need some small animal figures and a printer to print out the backgrounds.



https://www.stirthewonder.com/wp-content/uploads/2016/01/convert-jpg-to-pdf.net_2016-07-31_02-10-06-1.pdf

Make your own giraffe

This experiment explores capillary action to make your own giraffe skin – fun!



<http://preschoolpowolpackets.blogspot.com/2016/06/giraffe-science-experiment.html>

African tribes have worn masks throughout the ages, They are used to represent spirits of animals or ancestors, mythological heroes and tell stories and legends. They are often decorated with bright colours and patterns. Make your own using a paper plate or empty box and create your own patterns to decorate it. You could even paint with.....

Painting with Mud



Mud Paint!

Follow the simple instructions to make mud paint to decorate your mask or paint a picture of your favourite African animal or landscape! Instead of tempura you can use food colouring. If you don't have any mud, try using flour to create the paste!



Mud Paint Recipe

<http://www.learnplayimagine.com/2014/03/mud-paint-recipe.html>



African Jewellery

A few years ago (a much younger looking) Ms Sewani went to visit our partner school, Funindlela, in South Africa. The teachers there gave her lots of presents, including the earrings and the necklace that she is wearing. Aren't they pretty? Using that as your inspiration, design and make your own African jewellery using a paper plate, pasta and string. It would be perfect to wear with your mask!



<https://www.education.com/activity/article/african-collar-necklace/?crlt.pid=camp.WIS7GvUHcHOJ>

Draw African Wildlife!

Africa is home to many beautiful animals. Here are some step by step instructions to show you how to draw an:

Elephant:


<https://www.youtube.com/watch?v=JCvilRyE6lo>

Lion:

<https://www.youtube.com/watch?v=0nO1ltDq5ng>

Giraffe:

<https://www.youtube.com/watch?v=YaYtKMY6Ngo>



We now have a Dalmain Twitter Art page [@dalmain_art](https://twitter.com/dalmain_art) for you to share your work with the rest of the school community! We would love to see what you have created to celebrate the gifted artists we have in the school. We will also be sharing ideas and inspirational arts and crafts so don't forget to take a look.

Music

'Wimbowe': <https://www.youtube.com/watch?v=QvsQ9hYKq7c>

Have fun singing and dancing to this song.

Weather Listening activity: <https://www.bbc.co.uk/teach/school-radio/eyfs-listening-skills-weather/zvrcf4j>

Close your eyes and listen to the different types of weather. How many different types of weather can you hear?

Africa is a very large continent. Can you find any pictures of any of the countries in Africa? What is the weather like in the pictures that you see? Is there type of weather that you can't find in the pictures of Africa?

Can you make the sound of a rainstorm using your hands and feet? You could have a go at making your own rainstick!

Counting songs: <https://www.bbc.co.uk/teach/school-radio/nursery-rhymes-counting-songs/zn67kmn>

- How many of these songs do you know? There might be some new songs for you to learn.
- How many of the songs are about animals that you would find in Africa?
- Can you draw a picture of your favourite song?

Loud leopards and Terrific tortoises - <https://www.bbc.co.uk/teach/school-radio/eyfs-listen-and-play-loud-leopards-and-terrific-tortoises/zdnnmfr>

- What is the African word for 'Hello' ('Jambo') What is the word for 'bye' ('Kwaheri')
- Listen to the sounds. What can you hear? (elephants trumpeting/monkeys chattering/drums beating)
- Use whatever you can to join in with the beating of a drum to the song 'Oh we can play on the African drum'

Other songs from Africa that Ms Sewani and Mr Rodrigues really like!

Mr Rodrigues' choice:

Mory Kante - Yeke Yeke

<https://www.youtube.com/watch?v=hdeoNf62A6s>

Ladysmith Black Mambazo - Homeless

<https://www.youtube.com/watch?v=JFQ1TSzdpRA>


Ms Sewani's choice:





Miriam Makeba – Pata Pata

<https://www.youtube.com/watch?v=iktKbIKZh9I>


Ali Farka Toure & Toumani Diabate – In the heart of the moon (full album)

<https://www.youtube.com/watch?v=ShmmBWlbbXA>



<p>P.E.</p>	<p>PE activities</p> <p>It's been great to hear about some of the outdoor activities you have been getting up to...learning to ride a bike, scooting around the park or going for long walks. Well done!! Here are some indoor activities you could try out this week. Enjoy!</p> <p>Andy's Wild Workouts African Savannah - https://www.youtube.com/watch?v=40RvOOVgCv8</p> <p>Cosmic Yoga Lulu the Lioness - https://www.youtube.com/watch?v=DcS7hBE5YJQ</p> <div data-bbox="284 392 794 672">  </div> <div data-bbox="852 392 1362 672">  </div>
<p>Extra Fun</p>	<p>Yinka Shonibare, (born February 10, 1962, London, England), British artist of Nigerian heritage, known for his examination of such ideas as authenticity, identity, colonialism, and power relations in often-ironic drawings, paintings, sculptures, photographs, films, and installations. A signature element of his work is his use of so-called Dutch wax-printed fabric, produced by means of a batik-like technique. Exported from the Netherlands and elsewhere in Europe in the late 19th century, the brightly coloured patterned fabric was meant to imitate Indonesian cloth and was enthusiastically adopted in West Africa, so this inauthentic Indonesian textile produced in Europe became known as "African" cloth.</p> <div data-bbox="914 736 1465 1142">  </div> <div data-bbox="287 1191 1050 1697">  </div> <p>You may have seen Nelson's Ship in a Bottle on the Fourth plinth at Trafalgar Square, or more recently, outside the Maritime Museum in Greenwich. The richly patterned sails were inspired by Indonesian batik, mass-produced by Dutch traders and sold in West Africa.</p>

Look at the patterns in the fabrics – what do you notice about them?



Design your own colourful costume!



Watch the Lion King!

The Circle of Life – song from movie

<https://www.youtube.com/watch?v=uixfXt2M-XS>

The Circle of Life – song from stage production

<https://www.youtube.com/watch?v=ewOAsUWQJvo>



Inside the Lion King Puppet shop

<https://www.youtube.com/watch?v=rvCgPRzOa3s>

