



Year 1



Term 6 Week 2: 8th – 12th June

This week's topic: Continents - Africa

Dear Parents & Carers,

We hope that you enjoyed your last Home Learning Packs themed around The Victorians. Well done for all of the fantastic work that you have been doing. You can still continue to send pictures of work to us through the school email address admin@dalmain.lewisham.sch.uk and mark them **FAO Miss Grant or Miss Rowse**.

This week, we have produced a Year 1 plan around the theme of continents, focusing on Africa. This plan has daily activities with resources available either as links on the plan, as well as on the school website. You should aim to complete one activity per day, however if your child is enjoying the learning for that day and would like an extra activity then they can complete more than one challenge.

We have also included links to Phonics website phonicsplay.co.uk – for some activities you may have to sign in, in which case use the free membership username '**march20**' and password '**home**'.

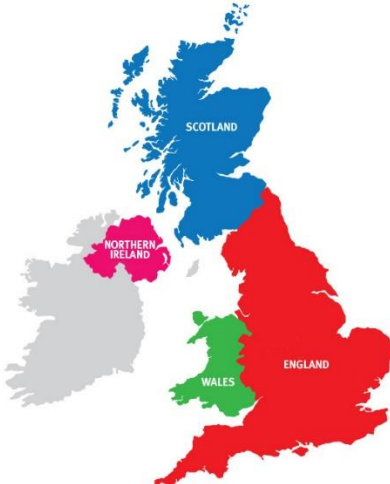

Continue to log on to SumDog for Maths and Grammar activities each week.

Well done for all your hard work so far!

Your pack includes:

- Open ended project ideas and research topics
- Activities to explore independently or together
- Daily maths lessons
- Daily phonics lessons (10-15 minutes long)
- Games to play
- Ideas for science experiments
- Art and craft ideas
- Links to other learning resources



Day	Tasks	Completed ?
<p>Monday</p>	<p>In year 1, we have learnt about the United Kingdom. But what is the difference between the UK and Africa? The United Kingdom is a small island country but Africa is a large continent that has many countries that are a part of it. A continent is a part of the whole earth while a country is part of a continent. A country is an entity which consists of villages, towns and cities while a continent is an entity which comprises of several countries.</p> <div style="display: flex; justify-content: space-around; align-items: center;">   </div> <p>Watch these videos to remind yourself of the continents across our planet:</p> <p>United Kingdom video: https://www.youtube.com/watch?v=ncqDJW4EhmE Africa Video: https://www.youtube.com/watch?v=ilofMqJ21Ec Continents Video: https://www.youtube.com/watch?v=TBmZjOHRvJ0 https://www.youtube.com/watch?v=K6DSMZ8b3LE</p> <p>Choose a challenge to complete:</p> <ul style="list-style-type: none"> Click on the United Kingdom video and test yourself to see if you are able to name all the countries of the United Kingdom. Use your phonics to sound them out and write them down, some have tricky sounds. Have you spelt them correctly? Remember that they all start with a capital letter because they are proper nouns. Watch the Africa video. Use your knowledge of Africa to create an acrostic poem. Here is an example for you to use to help you. <div style="text-align: center;"> <p><u>Continent</u></p> <p>By Michell</p> <p>Continents are Asia, Australia, Europe, Africa, South America, North America, Antarctica.</p> <p>Ocean is out of the water and continent is inside.</p> <p>North America is a continent.</p> <p>There are 7 continents on the earth.</p> <p>I know continents are on the earth.</p> <p>North America and Asia are continents.</p> <p>Earth has continents.</p> <p>North America is bigger than South America.</p> <p>There are big continents on the earth</p> </div> <div style="border: 1px solid black; padding: 10px; margin-top: 20px;"> <p style="font-size: 2em; margin: 0;">A</p> <p style="margin: 0;">_____</p> <p style="font-size: 2em; margin: 0;">F</p> <p style="margin: 0;">_____</p> <p style="font-size: 2em; margin: 0;">R</p> <p style="margin: 0;">_____</p> <p style="font-size: 2em; margin: 0;">I</p> <p style="margin: 0;">_____</p> <p style="font-size: 2em; margin: 0;">C</p> <p style="margin: 0;">_____</p> <p style="font-size: 2em; margin: 0;">A</p> <p style="margin: 0;">_____</p> <p style="margin-top: 10px;">By: _____</p> </div>	

Maths

Week 6 Lesson 1 - Mass. Watch the video on <https://vimeo.com/420580932>

Then please either print and complete the worksheet or write in your exercise book.

<https://resources.whiterosemaths.com/wp-content/uploads/2020/05/Lesson-1-Measure-mass-2019.pdf>

Phonics

Some graphemes can be pronounced in more than one way. This week's phonics activities will help you revise common alternative pronunciations for graphemes and also practise reading words and deciding which pronunciation of a grapheme makes most sense.

Have a go at playing Cheeky Chimps.

<https://new.phonicsplay.co.uk/resources/phase/5/cheeky-chimps> and select the grapheme

i

Can you help the chimps decide how to pronounce the tricky grapheme for each word?

Suggested words for writing or reading: **little, mind, behind, with, kind.**

Suggested sentence for writing or reading: **Find the big stick behind the tree.**

Tuesday

Amazing Africa!



You learned some facts about Africa yesterday. Are you able to locate the continent on a map?

Here are some more facts about Africa!

Africa is the second-largest continent in the world, with only Asia claiming more global territory.

The African continent accounts for one-fifth of all landmass on the planet!

It's also home to an estimated 1.3 billion people. That's nearly double the number of people that live in Europe. Globally Africans represent 15% of the entire human population.

There are 54 recognised countries in Africa.

Watch this video to find out even more!

<https://www.youtube.com/watch?v=PSYHMWmyVfo>

Choose a challenge to complete:

- Talk to a family member about interesting facts that you learnt from the video.
- Write a few statements about Africa that you learnt from the video. Remember statements are sentences that tell you something, including facts, and start with a capital letter and end with a full stop.
E.g. In Africa there are _____.
Africa has _____.
- Create a poster with some of the interesting facts that you learnt about Africa.

Maths

Week 6 Lesson 2 - Compare mass

Watch the video on <https://vimeo.com/420580980> and then please either print and complete the worksheet or write in your exercise book.

<https://resources.whiterosemaths.com/wp-content/uploads/2020/05/Lesson-2-Compare-mass-2019.pdf>

Phonics

Have a go at playing Acorn Adventures.

<https://new.phonicsplay.co.uk/resources/phase/5/cheeky-chimps> and select the grapheme

o

Can you drag the acorn to the tree that shows the same pronunciation?

Suggested words for writing or reading: **shock, fold, told, rocket, go**


Suggested sentence for writing or reading: **Can we both hold the gold block?**

Wednesday

Remember that it is Wellbeing Wednesday – check the school’s website for this week’s updates! Look under News & Dates / Coronavirus Updates and you will find loads of resources and activities.

Anansi the Spider!


<https://www.youtube.com/watch?v=G0dsjv9c5MU>



- Retell the story to a family member.
- Create a character map of Anansi using adjectives to describe him.
- Write your own version of the story. Watch the video to remind yourself of the sequence of the story.



Anansi the Spider Character Map



A cartoon illustration of Anansi the Spider, a purple spider with orange and black striped legs, hanging from a thin white thread.

Character Map

Anansi is...

Anansi is a character from West African Ashanti Storytelling.
In all of the Anansi stories, _____

Maths

Week 6 Lesson 3 – Capacity and Volume

Watch the video on <https://vimeo.com/420581017> and then please either print and complete the worksheet or write in your exercise book.

<https://resources.whiterosemaths.com/wp-content/uploads/2020/05/Lesson-3-Introduce-capacity-and-volume-2019.pdf>

Phonics

Have a go at playing Cheeky Chimps.

<https://new.phonicsplay.co.uk/resources/phase/5/cheeky-chimps> and select the graphemes c and g

Can you help the chimps decide how to pronounce the tricky grapheme for each word?

Suggested words for writing or reading: coat, December, icy, gent, tragic, grunt

Suggested sentence for writing or reading: Can you grow ginger in a magic garden?

Thursday

What is Folklore?

Folklore/myths are stories that have morals or messages within them to teach people important things about life.



- Discuss what the message/moral could be in Anansi the spider.
- What questions would you ask Anansi?
- Think of a moral/message (e.g. don't put rubbish on the floor) Create a poster to share that message with people.

Maths

Week 6 Lesson 4 – Measure capacity

Watch the video on <https://vimeo.com/420581067> and then please either print and complete the worksheet or write in your exercise book.

<https://resources.whiterosemaths.com/wp-content/uploads/2020/05/Lesson-4-Measure-capacity-2019.pdf>

Phonics

Have a go at playing Acorn Adventures.

<https://new.phonicsplay.co.uk/resources/phase/5/cheeky-chimps> and select the grapheme **u**

Can you drag the acorn to the tree that shows the same pronunciation?

Suggested words for writing or reading: **unicorn, sunset, push, cushion, mumps**

Then, play Sentence Substitution.

<https://new.phonicsplay.co.uk/resources/phase/5/sentence-substitution-ph5b>

Can you use your blending skills to read and create sentences?

Can you write some sentences using the words you have read?

Friday

Amazing Africa



Watch the video:

https://www.youtube.com/watch?v=Vtfp27g2_mk

- What was your favourite animal? Draw a picture of it and describe it to a family member.
- Choose an animal and create an acrostic poem about the animal.
- Create a fun quiz about an animal and quiz a family member.
- You are planning a trip to Madagascar. How would you travel there? Create a new mode of transport to take you to the island to explore!



Maths

Week 6 Lesson 5 Have a go at this investigation focusing on length.

<https://nrich.maths.org/4332>

Phonics

Have a go at reading these key words with a grown up: **little, one, do, when, what, out**

Then, practise writing the Key Words and using them in a sentence. Say each sentence aloud first, then write it down in your exercise book.

Additional Activities

Science

Build a Desert Biome Science Activity for Kids



The Sahara Desert is one of the world's biggest deserts and it is found in Africa. This activity encourages you to build your own desert.

<https://www.steamsational.com/build-a-desert-biome/>

Make your own giraffe


This experiment explores capillary action to make your own giraffe skin – fun!



<http://preschoolpowolpackets.blogspot.com/2016/06/giraffe-science-experiment.html>

Art / DT

African tribes have worn masks throughout the ages, They are used to represent spirits of animals or ancestors, mythological heroes and tell stories and legends. They are often decorated with bright colours and patterns. Make your own using a paper plate or empty box and create your own patterns to decorate it. You could even paint with.....



Mud Paint!

Follow the simple instructions to make mud paint to decorate your mask or paint a picture of your favourite African animal or landscape! Instead of tempura you can use food colouring. If you don't have any mud, try using flour to create the paste!



Mud Paint Recipe

<http://www.learnplayimagine.com/2014/03/mud-paint-recipe.html>

African Jewellery

Design and make your own African jewellery using a paper plate, pasta and string. It would be perfect to wear with your mask!

<https://www.education.com/activity/article/african-collar-necklace/?crlt.pid=camp.WIS7GvUHcHOJ>

Draw African Wildlife!

Africa is home to many beautiful animals. Here are some step step instructions to show you how to draw an:

Elephant:

<https://www.youtube.com/watch?v=JCvilRyE6Io>

Lion:


<https://www.youtube.com/watch?v=0nO1ltDq5ng>

Giraffe:

<https://www.youtube.com/watch?v=YaYtKMY6Ngo>



by



We now have a Dalmain Twitter Art page [@dalmain_art](https://twitter.com/dalmain_art) for you to share your work with the rest of the school community! We would love to see what you have created to celebrate the gifted artists we have in the school. We will also be sharing ideas and inspirational arts and crafts so don't forget to take a look.

Music

'Wimbowe': <https://www.youtube.com/watch?v=QvsQ9hYKq7c>

Have fun singing and dancing to this song.

Weather Listening activity: <https://www.bbc.co.uk/teach/school-radio/eyfs-listening-skills-weather/zvrcf4j>

Close your eyes and listen to the different types of weather. How many different types of weather can you hear?

Africa is a very large continent. Can you find any pictures of any of the countries in Africa? What is the weather like in the pictures that you see? Is there type of weather that you can't find in the pictures of Africa?

Can you make the sound of a rainstorm using your hands and feet? You could have a go at making your own rainstick!



Counting songs: <https://www.bbc.co.uk/teach/school-radio/nursery-rhymes-counting-songs/zn67kmm>

- How many of these songs do you know? There might be some new songs for you to learn.
- How many of the songs are about animals that you would find in Africa?
- Can you draw a picture of your favourite song?

Loud leopards and Terrific tortoises - <https://www.bbc.co.uk/teach/school-radio/eyfs-listen-and-play-loud-leopards-and-terrific-tortoises/zdnnmfr>

- What is the African word for 'Hello' ('Jambo') What is the word for 'bye' ('Kwaheri')
- Listen to the sounds. What can you hear? (elephants trumpeting/monkeys chattering/drums beating)
- Use whatever you can to join in with the beating of a drum to the song 'Oh we can play on the African drum'



<p>P.E.</p>	<p><u>Dance</u></p> <p>Each week, you will now be provided with a dance lesson from Trinity Laban. There will be a new video each week with a different theme. All you have to do is click on the link and use the password provided by the school (sent via ParentMail) to access the video. Have fun!</p> <p>Afrobeat Dance lesson: https://www.youtube.com/watch?v=evIGS7l9nlk</p>  <p><u>Yoga</u></p> <p>https://www.youtube.com/watch?v=IFbWNmzPByQ</p> <p>Sleeping Lions</p> <p>Forget freeze dance, the lazy lions are too tired for that kind of action. Instead, play some music and have your party guests prowl around the dance floor, roaring like lions. When the music stops, instead of freezing, the kids will fall to the floor and lie still like sleeping lions. The last child to become a sleepy lion is out of the game. Start the music again and play for as many rounds as it takes until only one player remains.</p>  <p>Leapfrog (Numeracy link)</p> <p>In pairs, children practise leapfrog! Encourage them to count how many jumps they can do in a row with their partner before getting tired! Potential to practise counting in 2s, 5s, 10s, etc. whilst leaping.</p>
<p>Extra fun</p>	<p>7 continents song: https://www.youtube.com/watch?v=K6DSMZ8b3LE</p> <p>Listen to this song and sing along. It will help you to learn the names of all 7 of the continents in the world.</p> <p>Is Africa the largest continent? What is the name of the longest river in Africa? What does it say that Africa has miles and miles of in the song?</p> <p>Create your own Folklore tale – Think of your moral and create characters to teach that moral to others just like the story Anansi the spider.</p> <p>Screen Time</p> <p>Madagascan animals - https://www.youtube.com/watch?v=iUKAEalwfx8</p> <p>Facts about Madagascar - https://www.youtube.com/watch?v=xSU4trVO4bl</p>