



Nursery



Term 6 Week 6: 6th -10th July

This week's topic: Myths and Legends

Dear Parents & Carers

We hope that you are all doing well as we move yet closer to the end of another busy term. We would love to hear what you think of the activities we have been planning for you. You have been very quiet over the past week, is this an indication that you are enjoying the activities and all is well? We value your feedback, so please let us know if we are achieving our aims of providing stimulating experiences which foster and enhance your children's sense of awe and wonder. This week's topic is another hot favourite with the children. Myths and legends are part of our cultural history, providing a safe place for our children to experience the emotions of fear, hope and the incredible. Children continue to be fascinated with stories of good and evil, and are particularly keen to see the 'baddies' meet their just end. We hope that you will enjoy the activities suggested and be motivated to try out some ideas of your own. As always, we continue to offer you our support in whichever way we can help you. Please do not hesitate to contact us via the school email address: admin@dalmain.lewisham.sch.uk

In your pack each week, we will try to include:

Open ended project ideas and research topics


- Activities to explore independently or together
- Physical activities
- Ideas for science experiments
- Art and craft ideas
- Links to other learning resources
- A use for recycled items
- Check out twinkl's parent hub for ideas of how to support children across the age phase.








<https://www.twinkl.co.uk/blog/how-to-utilise-twinkl-during-the-coronavirus-shutdown-a-guide-for-schools>

Wishing you all the very best,



Ms Reid and the Nursery Team



Day	Tasks	Completed?
Monday	<p>Why not start your day with Dragon Hunt Yoga? Get ready to climb a tree, jump on a boat and make a bridge. https://youtu.be/oyl3qukcTil</p> <div style="display: flex; justify-content: space-around;">   </div> <p>Introduction to Myths and Legends https://youtu.be/hps4nnNblFc Your adults might need to explain this to you. A myth is a story that was created a long time ago to explain why things happened. A legend is traditional story that is exaggerated, which is often based on real people or events that have been grossly exaggerated and handed down through the generations. The story of King Arthur and Robin Hood are two examples of such stories.</p> <div style="display: flex; align-items: center;">  <div style="margin-left: 20px;"> <p>two examples of such stories.</p> </div> </div> <p>Story Listen to the story of Pandora's Box. https://youtu.be/Bcrms7GWVs4</p> <div style="display: flex; align-items: flex-start;">  <div style="margin-left: 20px;"> <p>Now let's see if you were listening carefully.</p> <ul style="list-style-type: none"> What was the name of the Lady? What was her husband's name? What specific instruction was given to Pandora? Did she do as she was told? What happened when she opened the box? What would you have done if you were Pandora? </div> </div> <p>Now that you have learnt all about Pandora, here is your chance to make your very own Pandora's box!</p> <p>Create your very own Pandora's box Look around your home for a box that can be decorated. It could be an old shoebox or any other similar box. Think about your choice of colours, the size of the box, what you will use for decoration and most importantly, what items you will put inside. You will continue to add to your design through the week.</p> <p>Maths Continue to work through these daily maths exercises. The focus book for this week is Oliver's Vegetables. https://wrm-13b48.kxcdn.com/wp-content/uploads/2020/06/Day-1-Olivers-Vegetables.pdf You may also wish to try some extra activities if you have signed up to Twinkl premium.</p>	



<https://www.twinkl.co.uk/premium>

	5	7
	6	8
	7	9
	12	12

Busy Bag
Oliver's Vegetables Reader: Story questions
Can you count the number of vegetables that Oliver has?
Can you name the vegetables?
Can you name all of the different types of vegetables?
How would you like to use the vegetables?



Phonics



PHONICS TIME

Please continue to work through the exercises from previous weeks and revisit any areas your child has not yet grasped.

Story

Here is another version of Pandora's Box to remind you of the lessons you can learn from this story.

<https://youtu.be/rNk-zV2T7bl>

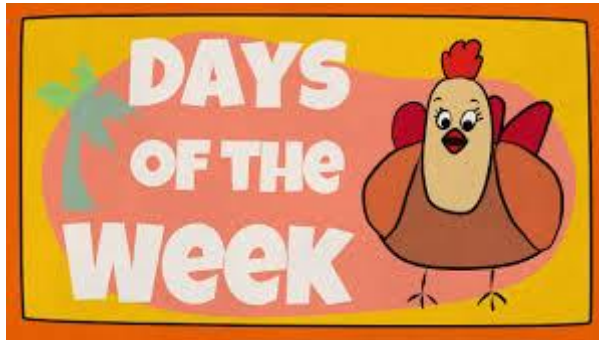


Can you remember being told not to do something by your parents or your teacher, and you did not listen? If you cannot remember, think of the last time you had time out! What was the reason? It is usually because you did not follow instructions or because your curiosity got the better of you. We can all be like Pandora sometimes!

Tuesday

Start the day with one of our favourite songs.

<https://youtu.be/mXMofxtDPUQ>



Song

Mrs Jackson is so impressed with your singing that she would like you to join in with this action song. Let's go!

One finger, one thumb, keep moving. <https://www.bbc.co.uk/teach/school-radio/nursery-rhymes-one-finger-one-thumb-keep-moving/zbtj47h>

Start your day with this song. Once you have learnt it you could try singing faster and faster and faster!

<https://youtu.be/1bmT6RMNQD8>

You can try it again, only this time try to keep up with the actions in the video clip.



Listening!

Have another listen to the story of Pandora's Box

<https://youtu.be/rNk-zV2T7bl>

Create your own Pandora's Box

Continue from where you left off yesterday. Have you decorated your box?

What colours have you chosen? Have you remembered to give your box a name? How about naming the box after yourself?

Write your name where it can be easily seen, using big, bold letters. Remember to hold your pencil correctly.



Writing

Have a think about the kind of objects you might like to put inside your box. Give special thought to whether your objects will cause good or bad things to happen if released from your box and give reasons why. Make up a rule for your box. Make a list and draw pictures to show what they look like. Remember to use your sound mats to help you to write your words.



Put your list in a safe place, you will need it tomorrow.

Maths

<https://wrm-13b48.kxcdn.com/wp-content/uploads/2020/06/Day-2-Olivers-Vegetables.pdf>

Art

Have you ever heard of another box where an object jumps out?
Have a look at this next clip. <https://youtu.be/rdDib6tp-Do> Jack in the box song.
Now you can have a go at making your very own Jack in the box.
<https://youtu.be/HF9boFySxBw>



Jack in the Box

Jack in the box,
Sits so still.
Won't you come out?
Yes, I will!



You can have a go at learning this very simple Jack in the box rhyme. Ask your adults to help you. Say it very slowly and see if you can hear the rhyming words.
<https://youtu.be/kntNwKck4ME>



You can join in with the actions of this Jack in the box song.

Wednesday

Remember that it is Wellbeing Wednesday – check the school’s website for this week’s updates! Look under News & Dates / Coronavirus Updates and you will find loads of resources and activities.

Mrs Jackson has been very busy finding exciting songs for you to try. She will be listening, so be sure to sing loudly so she can hear you.

Fly like a dragon - https://www.youtube.com/watch?v=d_QqnSXE_qA



Can you fly like a dragon? What does your dragon look like? Can you draw a picture of it?

Write your own song

Try making up your own song about a dragon or any other creature that you choose.

See the song below for an idea of how you can do this.

‘Fly Dragon Fly’ Song

(tune ‘Skip to My Lou’) <https://www.youtube.com/watch?v=LgQXhs9BWt8>



Fly, fly, dragon fly. Fly, fly, dragon fly,
Fly, fly, dragon fly. Way up in the sky.

Add more actions and make up some new rhymes..

Jump, jump, dragon jump...

Land without a bump.

Hop, hop, dragon hop...

Hop until you stop.

Creating your own Pandora’s Box

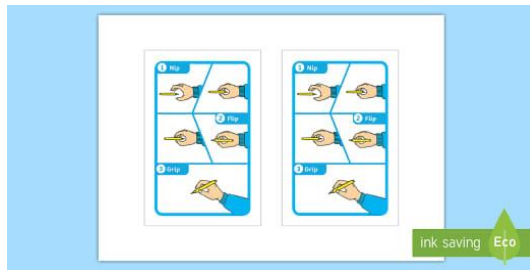
Start searching for the objects that are on your list.

Once you have collected them all, place them in the box. Did you remember to make a rule?

Writing

Begin to make up your own version of the story.

Draw pictures to accompany your story, use photographs or cut out pictures from magazines. Think about what will happen when your box is open. Will your story have a happy ending? Once again, please remember to use the correct pencil grip and to use your sound mats and your adults to help you.



Maths

<https://wrm-13b48.kxcdn.com/wp-content/uploads/2020/06/Day-3-Olivers-Vegetables.pdf>



Story

<https://youtu.be/xHcxbiQmQGA> Lynn timer and the Gentle Dragon



Thursday

Let's shake our sillies out by joining in with Mrs Jackson's favourite song.

https://youtu.be/NwT5oX_mqS0



Maths

<https://wrm-13b48.kxcdn.com/wp-content/uploads/2020/06/Day-4-Olivers-Vegetables.pdf>



Writing

Complete your writing. You will be reading it aloud tomorrow!
Also, complete any other work that you have started. You will need all your props (Jack in the box and your Pandora's Box) for your show.
Ask your adults to help you to check that you have everything you need.



What's in the box?

I am sure you have not forgotten how to play our What's in the box? game.
You can teach your adults what they need to do, but just in case you have forgotten, here is a reminder.

Choose items that are interesting to place in your box (you can use your Pandora's box). The aim of this game is to develop the following skills: turn taking, listening and communication. Your reward for doing all three, is, you get to choose a toy to play with!

Rules:

Do not touch the box or any of the objects until it is your turn.
The leader shows each item, names it and places it in the box.
Everyone sings the song. You will need to teach the song to your participants.
You ask politely when it is your turn e.g. 'Can I have the...please.'
Decide who will go first, second, third etc.
Ideally you should sit in a circle and place the box in the middle
First, you maintain a steady beat by tapping on a flat surface, or if this is not possible you can clap your hands. When you are ready, you can begin!

What's in the box?
What's in the box?
Tell me tell me!
What's in the box?

You open the box after singing the song and the first person gets to choose one item. You sing the song again and repeat this until everyone has had a turn.

Friday

Start the day with the 'Hello' song.

<https://youtu.be/gghDRJVxFxU>



Maths

<https://wrm-13b48.kxcdn.com/wp-content/uploads/2020/06/Day-5-Olivers-Vegetables.pdf>

Show Time!

This is the day for showcasing your hard work. Check that you have completed all your work.

Have you finished your writing?

Are all the items in your box?

Will you need any props?

Ask your adults to help you to move the furniture if necessary.

Will you need the furniture as part of the scene?

Will you need drum rolls at the scary parts?

What will you use to make the sounds of thunder?

Reading

Try to read your story in your words and remember to speak in different voices.

Enjoy your show and have fun!

Song

Choose one of your favourite songs to complete your show and ask your audience to join in with your dance.

Science

<https://youtu.be/OPHcnoYXHHY>

Experiments with liquids. There are several experiments in this clip worth exploring with your adults. The explanations are simple and very easy to follow.

https://youtu.be/8AqoOOJ3H_I Make a volcano using baking powder.

You will need your adults to help you. Think about what it would be like to open Pandora's Box.



<https://www.twinkl.co.uk/resource/mentos-and-coke-science-experiment-t-t-2545550>

Another volcanic experiment to try out.

Art / DT**Arts & Crafts Fun!**

Today you could spend some time making a Unicorn gift pouch or a Dragon book mark. Watch these videos to help you with your creations!

https://www.youtube.com/watch?v=tOS5w_44uq4

https://www.youtube.com/watch?time_continue=7&v=OvBt2aCRz-4&feature=emb_logo



Cooking Fun!

Make some Unicorn inspired colourful cupcakes. Host your own Unicorn party with your family. Write invitations, play games and have fun!



<https://www.bbcgoodfood.com/recipes/unicorn-cupcakes>

You could have a go at these Chinese New Year inspired Dragon cookies, yummy!

<https://www.jamieoliver.com/features/make-dragon-cookies-chinese-new-year/>

Physical Development

- ✚ Daily physical exercise
- ✚ Dancing and movement
- ✚ Cutting with scissors, blunt knives
- ✚ Roleplay – dressing up and engaging in imaginative play
- ✚ Action songs


Fun things to do



<https://i.pinimg.com/originals/87/07/1c/87071c4094ca0832a69cde6dabceb993.jpg>

You could show your friends how to make a Pandora's Box.

Create your own Mythical creature



What will it look like?

Will it have a tail, sharp teeth, wings and fur? What will its eyes look like, Is it friendly or not to be trusted? What are its special powers? Draw or paint a picture and label the different parts of your creature.