



Nursery



Term 6 Week 3: 15th – 19th June

This week's topic: Pirates

Dear Parents & Carers

Ahoy there Mateys! We hope that both you and your children are continuing to enjoy the activities in our weekly topics. You may have already guessed from the opening greeting that this week's topic is all about Pirates. This happens to be one of our most requested activities and we are thrilled to offer you and your children the opportunity to get involved and to let your imagination run wild.

Please continue to share some of the incredible work you have been doing, we really do appreciate every effort. Also, let us know if there are ways in which we can support you. Once again, well done to all of you for being incredibly resilient during these challenging times. You have undertaken the huge responsibility of home schooling your children and we applaud your effort.

Engaging our children in daily discussions has been an essential aspect of our daily provision in the nursery. They are actively encouraged to participate in meaningful dialogue where they express their feelings and share their concerns with a responsive adult. Following the coverage of the recent demonstrations, your children might have become anxious or may be asking many questions. To support any discussion, we have included a few child friendly video clips that you may wish to use when addressing questions of race and equality. We hope that you find these useful but should you require further support, please do not hesitate to contact us via the school email address:

admin@dalmain.lewisham.sch.uk

In your pack each week, we will try to include:

Open ended project ideas and research topics

- Activities to explore independently or together
- Physical activities
- Ideas for science experiments
- Art and craft ideas
- Links to other learning resources
- A use for recycled items
- Check out twinkl's parent hub for ideas of how to support children across the age phase.



<https://www.twinkl.co.uk/blog/how-to-utilise-twinkl-during-the-coronavirus-shutdown-a-guide-for-schools>

Wishing you all the very best,

Ms Reid and the Nursery Team

Tuesday

Happy Pirate Action Song

<https://www.youtube.com/watch?v=zK6svmw0usY>

Over the deep blue sea

<https://youtu.be/ICPJhybHBkA>

Maths

<https://wrm-13b48.kxcdn.com/wp-content/uploads/2020/06/Day-2-The-Princess-and-the-Wizard.pdf>



Pirates had special ways of talking. Listen to this clip and see if you can also speak like a pirate! <https://youtu.be/c16XNIRKyNI>

Can you remember how to say hello?

See how many pirate words you can remember.

Talk about Race

How to talk to children about race.

https://youtu.be/QNEKbVq_ou4

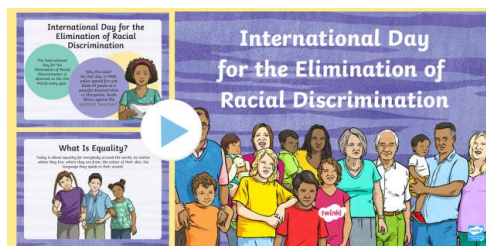
<https://edition.cnn.com/2020/06/06/us/cnn-sesame-street-town-hall-racism-trnd/index.html>



Share these clips with your children and talk about any issues they might raise. If this is the first time you are having this type of conversation, be prepared for many questions. You may not have all the answers but your child will need reassurance so it is ok to say 'I don't know the

answer but we can find out together.' You may need to revisit these clips throughout the week.

<https://www.twinkl.co.uk/resource/t-c-254426-international-day-for-the-elimination-of-racial-discrimination-powerpoint>



This power point is useful in addressing any questions your child may have.

The story of Ruby Bridges (the book)

<https://youtu.be/U8D4ldGY41s>

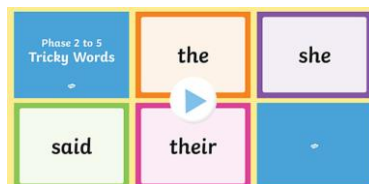
Ruby speaks about her experience

https://youtu.be/SvW10_kvKDA

What have you learnt from Ruby's story?

Phonics

<https://youtu.be/Zd7tuu6lxQI> sight words level 1 for children who are working this level only.




<https://www.twinkl.co.uk/resource/T-L-005-Phase-2-Sound-button-word-cards>

Download these activity cards for use with phase 2 segmenting and blending. If your child is not at this level, please choose from the Jolly Phonics range of last week. I included a wide range of choices to

meet the various needs.

Story

Revisit the story of Ruby Bridges and discuss her attitude towards the way she was treated.



Wednesday

Remember that it is Wellbeing Wednesday – check the school’s website for this week’s updates! Look under News & Dates / Coronavirus Updates and you will find loads of resources and activities.

Wellbeing for children, identity and value

<https://www.youtube.com/watch?v=om3INBWfoxy>



Find out about the 5 ways of wellbeing <https://youtu.be/yF7Ou43Vj6c>

<https://youtu.be/akTRWJZMks0> Emotions by StoryBots.

Design your very own pirate’s outfit.

You will need help from your adults.

First, make a list of the things you will need for your design project. Here are some questions for you to consider: Will you need a pair of scissors? Glue? What will you wear on your head? Will you blacken your teeth? How about an eye patch? Can you think of anything else that you might need?

Look around your home for suitable items of clothing. Make sure they are not your party clothes; you may need to cut them!

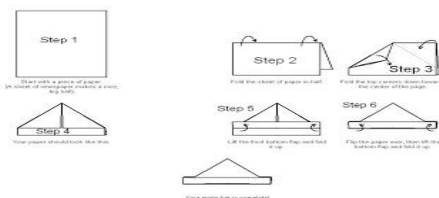


<https://youtu.be/bJdQtEdTa1E>

<https://youtu.be/Rqj5dPKuxkU>

You will also need to make a hat.

https://www.youtube.com/watch?v=c_t0dvR0mmTg



Take some photographs as you go along to remind yourself of the process.

Once completed you can dress up and have fun pretending to be a pirate. Arrr!

Maths

<https://wrm-13b48.kxcdn.com/wp-content/uploads/2020/06/Day-3-The-Princess-and-the-Wizard.pdf>

Phonics

Continue with the activities of previous days.

Story

Penguins make bad pirates

<https://www.youtube.com/watch?v=usMEVqz4CrU>



Thursday

<https://www.youtube.com/watch?v=jx79dLuqPwQ> pirates' song

Black Beard and Blue Beard and Red Beard

<https://youtu.be/exads7KV-Y0>



Pirates are notorious scallywags! They rob other ships and wreak havoc on the open seas. Blackbeard was the most feared pirate of them all. Click on the link to listen to his story.

<https://youtu.be/vjMgssGTWYM>



<https://www.twinkl.co.uk/resource/t-t-102-create-your--own-pirate-wanted-display-poster>



Design a 'Wanted' poster for Blackbeard.

Look very closely at the picture to ensure you capture his staring eyes and thick ropey beard.

For this activity, you will need to do some drawing and writing. Ask your adult to help you to write the word 'Wanted.' You can try to write the sounds that you hear if you would like to try writing it by yourself. When you have finished your poster, place it where it can be seen. Your adult should do the burning so please do not attempt to do it on your own.

How to make a wanted poster <https://youtu.be/gAhd0Uzr9S8>

Maths

<https://wrm-13b48.kxcdn.com/wp-content/uploads/2020/06/Day-4-The-Princess-and-the-Wizard.pdf>

Phonics

Continue as previous days

Story



<https://youtu.be/goy6ktN91lw>

Continue to read with your children every day to ensure they are maintaining their current level of curiosity, awe and wonder and most importantly, fuelling their imagination and developing their vocabulary.

Friday

Action Song

<https://youtu.be/1SLtUUUmTjc>



Maths

<https://wrm-13b48.kxcdn.com/wp-content/uploads/2020/06/Day-5-The-Princess-and-the-Wizard.pdf>

You could also go on a number and shape hunt around your home. It will surprise how many numbers and shapes are in your environment.

Write invitations to your pirate party

Bake cakes and biscuits



Have a day of dressing up and roleplay. Why not have a pirate's party?

Look around for items that could be used for sand and sea. Do you have blue and brown or beige fabrics? Use your imagination to turn your garden or front room into the open seas and use large containers or carton boxes for your boats.

Make use of your treasure maps by

hiding some treasures for others to find.

You could also bake cakes and decorate them with pirate flags. Let your imagination run wild and have fun. Have a Zoom pirate party and invite some friends.

Songs


Mrs Jackson has worked hard this week to find songs that you will enjoy. She is happy with your singing so far and would love you to try her list of actions songs at your party.

Science

Unique at home science experiments with physics girl. <https://youtu.be/EmqZBBuTMjA>
The activities are fun though the language can sometime get very technical.




<https://www.twinkl.co.uk/resource/t-sc-195-science-floating-and-sinking-investigation-prompt-display-poster>



Pirate treasure ship experiments.

<https://www.twinkl.co.uk/resource/t-t-252355-eyfs-pirate-treasure-ship-science-experiment-and-prompt-card-pack>



Under the sea experiments to do at home.

<https://www.twinkl.co.uk/resource/t-t-252425-eyfs-under-the-sea-science-experiments-resource-pack>



Can you design a boat that floats?


<https://www.youtube.com/watch?v=qncATegYpeM>



To make it fun, you can ask your adult to help you to design two boats so you can see which is the fastest. Also try putting small figures into the boats and see if they will still float.

Art / DT

Design your own pirate ship <https://www.twinkl.co.uk/resource/t-t-5218-design-your-own-ship-flag-worksheet>



You can dress up in your pirate's costume and pretend to be a pirate.

<https://youtu.be/URb06WQOwgE> Use recycled materials to make this really cool boat.



Have fun with Slim Sam the pirate

<https://www.youtube.com/watch?v=XDwRgVIZ0Ng>



Music

Mrs Jackson was so impressed with your singing and dancing last week that she has planned even more for you to enjoy this week. Make sure you sing really loud, she will be listening!



Hey, ho me hearties! Start your day with some moving and singing!

If you want to be a pirate: <https://www.youtube.com/watch?v=XDKIKiMIYv4>

Happy Pirate Action Song: <https://www.youtube.com/watch?v=zK6svmw0usY>

I'm a Pirate: <https://www.bbc.co.uk/teach/school-radio/nursery-rhymes-im-a-pirate/zmmkbdm>

Make up your own song

Listen to this song and then try to make up some new words to it.

'When I was one' - <https://www.bbc.co.uk/teach/school-radio/primary-school-songs-when-i-was-one-childrens-choir/z7kshbk>

For example: 'When I was one, I ate a bun'. When I was two, I waved 'Yoo hoo!' etc.

Swashbuckle cheer': <https://www.bbc.co.uk/cbeebies/watch/cbeebies-prom-swashbuckle>

At the end of the song why not finish off with a swashbuckler cheer!

'The Seahawk' by Erich Korngold: CBBs Pirate Prom:

<https://www.bbc.co.uk/cbeebies/watch/cbeebies-prom-gem-pirates>

Listen to this piece of music all about a ship sailing on the sea. Pretend that you are in the pirate ship riding the waves and climbing the rigging. The pirates in this piece of music are called the 'Seahawks'.

How many different instruments in the orchestra can you name?

Can you hear the trumpets, the violins, the drums and the flutes?

Can you dance around the room pretending to be the ship on the big waves?

Physical Development

- ✚ Daily physical exercise
- ✚ Dancing and movement to pirate songs
- ✚ Playdough manipulation
- ✚ Cutting with scissors
- ✚ Roleplay – dressing up and engaging in imaginative play
- ✚ Climbing and balancing – walking the plank
- ✚ Tug of war

Extra Fun



Why not try a game of tug of war?

<https://youtu.be/iZRjuSChLGO>

Find out your pirate name!

<https://www.twinkl.co.uk/resource/us-a-21-whats-your-pirate-name-activity-sheet>