



Reception



Term 6 Week 1: 1st – 5th June

This week's topic: The Victorians

Dear Parents & Carers

We hope that you had a good break over half term. We have received some lovely messages and photos evidencing the children's learning, and it has been really great to see how you have been getting on at home. A big well done to all the children and parents/carers, we really do appreciate everyone's efforts, so keep going and keep sending us your emails, as we love receiving them.




This week's topic is all about the Victorian Era. We have tried to plan a range of activities linked to this theme that we hope will engage and enthuse the children and introduce the concept of the past. As with previous weeks and in light of the ongoing challenges, please continue to do as much or as little as you can. The children are now finding it harder to focus and remain motivated so please try to praise the positives and approach the learning activities in small chunks. If you are having a challenging day then just stop, reset and try something different, perhaps something physical, creative or relaxing!

We are really grateful for your support and we hope you enjoy having a go at these activities. ☺

In your pack each week we will try to include:

- Open ended project ideas and research topics
- Activities to explore independently or together
- Daily Maths lessons
- Games to play
- Ideas for science experiments
- Art and craft ideas
- Links to other learning resources
- A use for toilet roll tubes...



Day	Tasks	Completed?		
Monday	<p>Phonics</p> <p>Practise revising saying these vowel digraph sounds. Remember a digraph is two letters together that make one sound.</p> <table border="1"><tr><td>ar</td><td>or</td></tr></table> <p>Can you write words in a list that contain these sounds? Here are some examples: car, park, stars, farmyard, fork, corn, morning.</p> <div></div> <p>The Victorian Era</p> <p>What do you know about the Victorian era? Have a look at these websites and see what you can find out:</p> <p>https://www.mysteriesintime.co.uk/victorian-era-for-kids</p> <p>or</p> <p>https://www.natgeokids.com/uk/discover/history/general-history/victorian-facts/</p> <div></div> <p>Share these two photos with your child:</p> <div></div>	ar	or	
ar	or			



Ask

your child the following questions and write down their responses:

What do you see?

What do you think about it?

What do you notice about the classroom?

How do the children look?

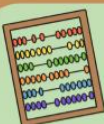
How are they learning?

Is it bigger or smaller than your classroom?


Which do you prefer, your classroom or this one? Why?

Writing activity




Look at these Victorian school rules. What do you think of them? Are they fair/unfair? Write your own list of 5 rules that you think we should have in school.



Victorian School Class Rules



1. Students must stand up to answer questions and wait for permission to speak.
2. Students must call teachers "Sir" or "Miss" or "Mrs".
3. Students must stand when an adult enters the room.
4. Students must use the right hand at all times for writing.
5. Girls will learn needlework and boys will learn technical drawing.
6. Students must not put their hands up unless told they can do so.
7. Students must not ask questions.
8. Talking and fidgeting will be punished.
9. Children who are truant (late), behave badly or do poor work will be caned.

	<p>Maths activity</p> <p>Follow the link for this week's White Rose Maths activities. They are all based around the book 'Superworm' by Julia Donaldson.</p> <p>Week 5 Day 1 – Superworm</p> <p>https://whiterosemaths.com/homelearning/early-years/</p>	
Tuesday	<p>Phonics</p> <p>Revise the sounds from yesterday. Get your grown up to help you. They could say a word from your list and you could tell them what sounds are in that word. For example: If I say the word 'shark' you could tell them the sounds in shark are sh, ar and k. Have a go at playing this game with two or three words for each sound. Finish the lesson by writing some of these words down.</p> <p>Arts & crafts activity</p> <div data-bbox="375 654 1197 1120" data-label="Image"> </div> <p>During the Victorian era, silhouettes held an important function: they were a main way that common people could have a portrait made. Since photography hadn't yet become easy, accessible or inexpensive. Make a silhouette of your face or a member of your family. You could decorate with a lace paper mat like the one here.</p> <p>Maths activity</p> <p>Week 5 Day 2 Superworm</p> <p>https://whiterosemaths.com/homelearning/early-years/</p>	
Wednesday	<p>Remember that it is Wellbeing Wednesday – check the school's website for this week's updates! Look under News & Dates / Coronavirus Updates and you will find loads of resources and activities.</p> <p>Phonics</p> <p>Watch Mr Thorne on YouTube. He can help with revising the sounds and coming up with some new examples of words. You could write down a few new words and add them to your list.</p> <p>ar</p> <p>https://www.youtube.com/watch?v=NEvlotQZf50</p> <p>or</p> <p>https://www.youtube.com/watch?v=TtK7EcfcIEM</p> <p>Dressing up fun!</p> <p>Have a go at dressing up like a Victorian child for the day! Don't forget to take a photo of yourself too!</p>	



Cooking activity



Victoria Sponge Cake

Most food that people ate in Victorian times didn't look very appetising...a lot of potatoes, rotten vegetables and scraps of meat! We'd like you to have a go at making something a bit yummier...a Victoria Sponge!

<https://www.bbcgoodfood.com/recipes/classic-victoria-sandwich-recipe>

Victorian Ice Cream (Dairy free recipe)

Victorians were the first to enjoy ice cream. Follow the link to have a go at making your own Victorian Ice Cream.... Scrummy!

<http://www.sewhistorically.com/victorian-orange-ice-cream-dairy-free/>



Maths activity

Week 5 Day 3 Superworm

<https://whiterosemaths.com/homelearning/early-years/>

Thursday

Phonics

Refer to your list of words containing the digraphs **ar** and **or**.

Can you write a simple sentence containing some of these words? For example:

I can see a **shark**!

Victoria was the queen.


I like to eat **corn**.

Great Victorian Inventors!

Have a look at this website with your child:

<https://victorianchildren.org/victorian-inventions/>

Learn about some important Victorian inventions: the first photograph, postage stamps, ice cream, penny farthing bicycle, the underground...which one do you think is the most important? Draw a picture and write down why you think it's the most important.



Become an Inventor

can you invent something that would make life better for people nowadays? Maybe it's a machine that tidies up your bedroom for you, or a super-fast jet pack so you can travel to other countries in seconds...make a model or draw a detailed picture of what it would look like. Label your picture and then describe your amazing invention to your family.


The Great Exhibition Challenge

<https://www.bbc.co.uk/newsround/52545187>

Story time

Read about another great inventor in '**Rosie Revere, Engineer**' by Andrea Beaty or listen to it being read here:

https://www.youtube.com/watch?v=niqKvx_b_YI



Maths activity

Week 5 Day 4 Superworm

<https://whiterosemaths.com/homelearning/early-years/>

Friday

Phonics

Practise revising a few key words, for example:

see	little	be	we	there
-----	--------	----	----	-------

Can you read these words?

Practise writing them down.

Your grown up could read them out one at a time and you could circle them on your paper to show you can recognise/find each one!

Finish your phonics lesson by writing a sentence containing one or two of these key words, for example:

The **little** girl liked red.

Are you **there**?

We are **being** silly.

Extra Phonics fun:

You could play a phonics game online at [phonics play](https://new.phonicsplay.co.uk/). The children really enjoy playing Obb and Bob, Choose phase 3 sounds for the game or type in your own words to test yourself!

<https://new.phonicsplay.co.uk/>

RESEARCH IDEAS



Learn about Victorian Toys

Look through <https://victorianchildren.org/victorian-toys-and-victorian-games/> or

<http://www.primaryhomeworkhelp.co.uk/victorians/toys.htm>

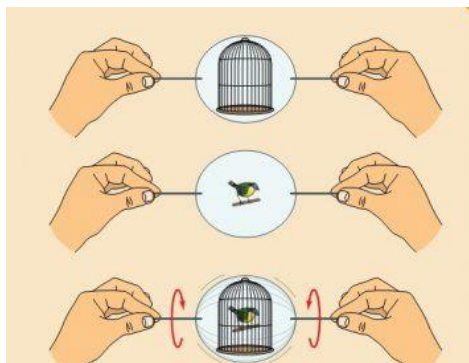
How many of these do you still play with now? Draw a picture of a Victorian child playing a game and you playing a game. Talk about the similarities and differences.

Even though your parents were not alive during Victorian times, their toys must have been very different to your toys! Share with your child what your favourite toy was – can you make a version of this together?

Art

Make your own Victorian toy called a Thaumatrope!

PAPER
Moon & Star
THAUMATROPE
ACraftyTeach.com



Jack in a Box



<https://www.twinkl.co.uk/resource/t-t-24832-new-victorian-toys-jack-in-the-box-paper-model>

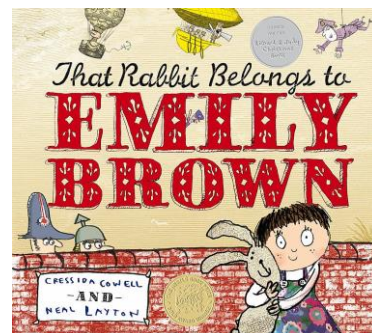


Punch & Judy Puppet Theatre and Puppets



Make your own simple theatre and characters and perform a show!

Story time

Share a story about toys. Here are some of our favourites...



Maths activity

Week 5 Day 5 Superworm

<https://whiterosemaths.com/homelearning/early-years/>

Additional Activities

Science

Victorian Science



Who invented the telephone?

One of the most famous Victorian inventors, Alexander Graham Bell, invented the telephone.

Science: <https://www.sciencekids.co.nz/projects/stringphone.html>

Make your own string telephone and test it out with a family member.



Dinosaurs!

You might have already seen the dinosaurs in Crystal Palace Park. Have you ever wondered why they don't look much like the dinosaurs we know about today? They are mentioned on this website, which has many other dinosaur themed activities for you to investigate.

<https://www.nhm.ac.uk/discover/dinosaurs.html>

You could try making your own fossil!

<https://www.childrensmuseum.org/blog/saturday-science-make-a-fossil>

<https://www.bbc.co.uk/cbeebies/makes/presenters-making-a-fossil>

Transport!

You may have heard of Elon Musk's proposed hyperloop. An interesting series of local Victorian inventions shows that there is a history behind the idea.

<https://se26.life/t/early-pneumatic-railways-in-sydenham-and-forest-hill/1043>

What else can you find out about these railways? Does any evidence of them still remain?

General

Lots of different experiments to try! Have a good look around the site.

https://www.sciencefestival.co.uk/event-details/kids-lab?gclid=EAlaIQobChMI1M-84Pey6QIViazCh3GIwbcEAMYASAAEgKWxvD_BwE

Art / DT

Marshmallow Suspension bridge!

The Victorians were excellent builders and engineers, building the first suspension bridges. With an adult or older sibling, put your building expertise to good use and make a bridge out of Marshmallow and sticks or toothpicks. You can even use spaghetti, just make sure you don't eat the building materials!



<https://www.gordiehoweinternationalbridge.com/en/build-a-bridge-challenge>



Victorian Spinner Toy

Make your own Victorian spinner toy and be amazed at the patterns created as it spins! Here are some instructions:

<https://www.redtedart.com/diy-paper-spinner-toys/>

<https://www.youtube.com/watch?v=5JkggCKYdiA&feature=youtu.be>

Create your own dinosaur collage!



The Victorians loved dinosaurs and collecting fossils. Waterhouse Hawkins was famous for his sketches and sculptures which can be seen in Crystal Palace. Next time you go and get some exercise collect some fallen leaves, twigs or flowers and



create your own dinosaur! You could also use old magazines or paint or draw your own dinosaur based on the examples from Crystal Palace Park!

Here are some tutorials to help you draw these monstrous beasts!

<https://www.youtube.com/watch?v=EZ2h6W4YVz0>

<https://www.youtube.com/watch?v=7GWN9y6TSh4>

We now have a Dalmain Twitter Art page [@dalmain_art](#) for you to share your work with the rest of the school community! We would love to see what you have created to celebrate the gifted artists we have in the school. We will also be sharing ideas and inspirational arts and crafts so don't forget to take a look.

Music

Start your day by singing 'If you're happy and you know it'

<https://www.youtube.com/watch?v=71hqRT9U0wg>

Can you make up some of your own verses? Sing beautifully and loudly and maybe Mrs Jackson will be able to hear you from her house. She will be listening out for your singing.

In Victorian times the children would really love to sing and say rhymes with their family and friends. Can you learn some of these Victorian rhymes with a grown-up or an older brother or sister?

You could draw some pictures to go with the rhymes?



Hot Cross Buns

<https://www.youtube.com/watch?v=re3gXNTtwig>

Hot cross buns, hot cross buns.
One a penny, two a penny, hot cross buns.
Give them to your daughters, give them to your sons.
One a penny, two a penny,
Hot cross buns.

Little Jack Horner

Little Jack Horner sat in the corner eating his Christmas pie.
He put in his thumb and pulled out a plum
And said: 'What a good boy am I?'



Jack and Jill <https://www.youtube.com/watch?v=EFi0K38sPmA>

Jack and Jill went up the hill to fetch a pail of water.
Jack fell down and broke his crown and Jill came tumbling after.

In Victorian times toys were very expensive to buy so children's parents and carers would make toys for their children. Sometimes the children would help to make their toys.



Peg dolls

Victorian dolls were very expensive so often poorer children would make dolls from pegs. Can you make a doll? Maybe you could use the inside of a toilet roll.

You could sing 'Miss Polly has a dolly' to your doll.
<https://www.youtube.com/watch?v=Z8RHUK7nvE>



A Rocking Horse

Some rich children in Victorian times might have been lucky enough to have a rocking horse as a toy. You can pretend to be on a horse just by skipping around the room whilst you sing 'Ride a cock horse'.

<https://www.youtube.com/watch?v=AO5v5Tp0yXs>

Can you find something to shake in the 'Jangle, jangle, jangle' part of the song?



Ball from rags

Some poorer children would have balls made from rags. They could learn how to throw and catch and play games just as easily with these balls as with those bought from a shop.

Sing along to 'Where is the ball?'. Can you make up some new words and play the game with a ball?

<https://www.youtube.com/watch?v=ftLIV92ovgk&v=en>

In Victorian times the orchestra got bigger

Watch this clip that tells you about the instruments of the orchestra.

<https://www.bbc.co.uk/cbeebies/watch/cbeebies-prom-orchestra>

In Victorian times lots of beautiful music was written for the orchestra.

Listen to the two pieces below and enjoy dancing to them.

The Dance of the 'Sugar Plum Fairy' by Tchaikovsky

<https://www.bbc.co.uk/bitesize/clips/z4n4wmn>

Tchaikovsky was a composer who was writing music in Victorian times. He wrote the music to lots of ballets. This piece is from his ballet 'The Nutcracker'. Watch the clip and see how many instruments you can name in the orchestra.

Can you dance around to the music?

Here is another version of the music from the Disney film 'Fantasia'
<https://www.youtube.com/watch?v=60I5XuA57Kc&list=PLC7A5876D7566ACE0>

The 'Can Can' from 'Orpheus in the Underworld' by Jacques Offenbach

<https://www.youtube.com/watch?v=sBXVAULyq00>

Another composer who wrote music during Victorian times was Jacques Offenbach. He wrote this great piece of music. Have fun dancing to it. What dance moves can you make up?

How does this music make you feel?

How is it different from the 'Dance of the Sugar Plum Fairy'?

This is a picture of Mr Offenbach.



P.E.

PE activities



Carry on with your own indoor and outdoor activities. Perhaps try something new like one of our suggested Victorian games!

Hoop & Stick Game



Hoop and stick rolling game -In Victorian times children used to have lots of fun with a hoop and a stick. They would have lots of fun rolling the hoop with a stick. They would have races or see how long they could keep the hoop rolling for.

Hopscotch



Children used to love playing hopscotch and this is a game that is still played today! I'm certain your grown-ups or other family members have played this game.

Instructions

1. Draw the hopscotch board on to the floor with chalk – or you could use masking tape.
2. The object of the game is to throw the marker onto the board and hop over it onto the next square (or set of squares), working your way up and down the board without making a mistake.

3. To begin the game, the first player throws their marker onto square one. They must hop over that square and land on squares two and three with one foot in each. Then they try to hopscotch up to the top of the board – hopping in single squares and landing with two feet in double squares – once they reach the end of the board they must turn and come back down, stopping to pick up the marker on the way back.

4. If no mistakes were made, the same player continues by throwing their marker to square two and repeating the process, always avoiding contact with the square that contains the marker.

5. The next player starts their go when the board is complete or if:

- A player does not throw the marker in the correct square.
- A player loses balance and places a hand or second foot down.
- A player steps on a line, hops on the wrong square or hops on the square containing their marker.
- A player puts both feet down in a single box.

Don't forget to get some fresh air with your daily run, walk or cycle activity, that you are permitted to leave the house for. You could keep a diary of all the different fitness activities you do each day!

Extra Fun

BBC – Back in Time for the Corner Shop – Victorian


<https://www.bbc.co.uk/iplayer/episode/m000frl4/ad/back-in-time-for-the-corner-shop-series-1-1-victorian>

Games

Play Queen Victoria with your family! Take it in turns to be very serious (like Queen Vic) while the rest of your family have to try and make you laugh. Resist the urge! If you do laugh, you swap over and the person who made you laugh is now Queen Victoria.

Sewing

Only girls were allowed to do needle work in Victorian times – have a go at some sewing at home. Can you learn to thread a needle? How about to sew a button or a piece of felt on to some fabric? (You might need to use yarn and thick needles for this!)



Victorian Windmill

Make paper windmill- In Victorian times most children didn't have a lot of toys, so would make their own. One toy they would make would be; a paper windmill. They are pretty easy to make and you can jazz them up with some wonderful artwork or as you wish!

Step by step instructions can be found on this link:

<https://www.easy-crafts-for-kids.com/paper-windmill.html>

Make Your Own Chalk

Why not have a go at making your own chalk? Chalk can be made from different ingredients- ingredients you possibly have at home!

Ingredients such as; Plaster of Paris, eggs or corn starch. Here is the link for the full instructions and different methods: <https://www.wikihow.com/Make-Homemade-Chalk>



How to Make DIY Chalk for kids



Cup and Ball Game



Ball in the cup is also a traditional Victorian game. You could recreate your own version using a paper or a plastic cup and making a ball by scrunching up some foil. Attach the ball to some string and then poke that through a hole in the bottom of the cup. Count how many times you can catch the ball in the cup in a row.