



# Year 2



Term 6 Week 1 – 1<sup>st</sup> June – 5<sup>th</sup> June

## This week's topic: The Victorians



Dear Parents & Carers,

We hope that you enjoyed your last Home Learning Packs themed around Environmental Changes. Thank you for all of the fantastic work that you have been doing. We also hope that you were able to enjoy your well-deserved half-term break. You can still continue to send pictures of work to us through the school email address [admin@dalmain.lewisham.sch.uk](mailto:admin@dalmain.lewisham.sch.uk) and mark them **FAO Miss Brown or Ms Udoen**.

This week, we have produced a Year 2 plan for our new topic, The Victorians. This encompasses the life of a Victorian child, Monarchy and Victorian inventions. This plan has daily activities with resources available either as links on the plan, as well as on the school website. We have continued to include 3 different challenges per day for writing – a red, green and blue challenge. The activities are differentiated so each activity has an increasing level of difficulty so please choose the activity appropriate for your child. The children will recognise this colour association as it is used at school, so they should be familiar with it at home. You should aim to complete one activity per day, however if your child is enjoying the learning for that day and would like an extra activity then they can complete more than one challenge.




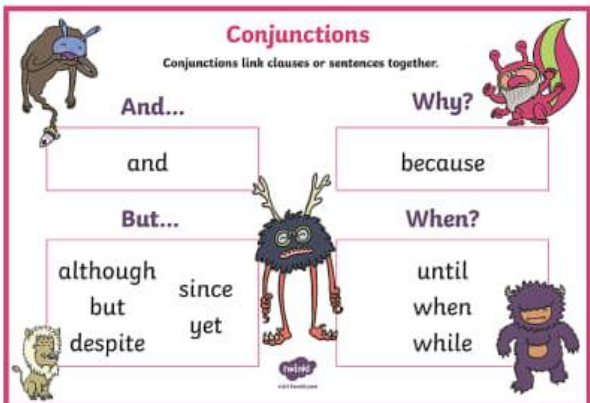

Continue to log on to SumDog for Maths and Grammar activities each week. As previously mentioned, we are checking the children's engagement each week so if you are able to, please do use it.

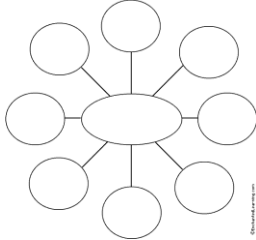
Well done for all your hard work so far!

Your pack includes:

- Open ended project ideas and research topics
- Daily maths lesson
- Daily English lesson
- Activities to explore independently or together
- Games to play
- Ideas for science experiments
- Art and craft ideas
- Links to other learning resources



Day	Tasks	Completed?
Monday	<p>Summer Term Week 3 Lesson 1</p> <p>Lesson 1 - Fact families addition and subtraction bonds to 20</p> <p>Please find all lesson resources on the following link. <b>Please either print and complete the worksheet or write in your exercise book.</b></p> <p><a href="https://whiterosemaths.com/homelearning/year-2/">https://whiterosemaths.com/homelearning/year-2/</a></p> <p><b><u>Victorian Monarchy</u></b></p> <div><p>Victoria was Queen of the United Kingdom (1837-1901) and empress of India (1876-1901). Her reign was the longest of any monarch in British history and came to be known as the Victorian era.</p></div> <p>Choose a challenge to complete:</p> <p><b>Red challenge</b></p> <p>You are a Royal Baker. It is Queen Victoria’s birthday.</p> <ul style="list-style-type: none"><li>Design the cake for her birthday.</li><li>Write sentences to describe the cake you would make.</li></ul> <p>For example: The cake has _____ icing.</p> <p>The cake is _____ flavour.</p> <p>The cake _____.</p> <div></div> <p><b>Green challenge</b></p> <ul style="list-style-type: none"><li>What would you wear if you were the Queen or King?</li><li>Draw your outfit.</li><li>Label the parts of your outfit?</li></ul> <div></div> <p><b>Blue challenge</b></p> <p>The youngest British Monarch was Mary Queen of Scots, who started her reign at 6years old!</p> <p>You are the Queen or King for the day. What would you do?</p> <p><i>If I was Queen or King for a day I would....</i></p> <p>Use conjunctions to extend your sentences.</p> <div></div> <div></div>	

<p><b>Tuesday</b></p>	<p><b>Summer Term Week 3: Lesson 2 - Compare number sentences</b></p> <p>Please find all lesson resources on the following link. Please either print and complete the worksheet or write in your exercise book.</p> <p><a href="https://whiterosemaths.com/homelearning/year-2/">https://whiterosemaths.com/homelearning/year-2/</a></p> <p><u>A day in the life of a Victorian child</u></p> <p><a href="https://vimeo.com/27817973">https://vimeo.com/27817973</a></p> <p>Choose a challenge to complete:</p> <p><b>Red challenge</b></p> <p>Create a mind map of the differences between a modern child and a Victorian child.</p>  <p><b>Green challenge</b></p> <ul style="list-style-type: none"> <li>• What would you ask a Victorian child?</li> <li>• Write questions to interview a Victorian child. (drama)</li> </ul> <p><b>Blue challenge</b></p> <p>Create a diary entry/ entries of a Victorian child in the video.</p> <p>You can write it in first person (<i>i.e. me, my, I</i>).</p> <p>Remember to use time adverbials.</p> <p>meanwhile first last next then finally eventually this evening last week after a while soon afterwards meanwhile</p>	
<p><b>Wednesday</b></p>	<p><b>Remember that it is Wellbeing Wednesday – check the school’s website for this week’s updates! Look under News &amp; Dates / Coronavirus Updates and you will find loads of resources and activities.</b></p> <p><b>Summer Term Week 3: Lesson 3 - Related Facts</b></p> <p>Please find all lesson resources on the following link. Please either print and complete the worksheet or write in your exercise book.</p> <p><a href="https://whiterosemaths.com/homelearning/year-2/">https://whiterosemaths.com/homelearning/year-2/</a></p> <p><b><u>Child Workers!</u></b></p> <div data-bbox="367 1615 632 1944" data-label="Image"> </div> <div data-bbox="647 1615 1342 1944" data-label="Image"> </div> <p>Should children be allowed to work?</p> <p>That is what many Victorians are discussing around Forest Hill.</p> <p>Every day, hundreds of thousands of Victorian children make their way to work.</p> <p><a href="https://www.youtube.com/watch?time_continue=15&amp;v=4gKGybl0711&amp;feature=emb_logo">https://www.youtube.com/watch?time_continue=15&amp;v=4gKGybl0711&amp;feature=emb_logo</a></p>	

**Choose a challenge to complete:**

**Red challenge**


Looking at the pictures above:

- Draw your own Victorian working child
- Add adjectives to describe the child.

**Green challenge**

Looking at the pictures above:

- Create sentences to describe what the children are doing.
- Create sentences to describe what the children could be thinking.




**Blue challenge**

Create an impassioned speech either in agreement of children working or in disagreement. Perform your speech to your family at home.

Dear Residents of Forest Hill,

I implore you to \_\_\_\_\_



**Thursday**

**Summer Term Week 3: Lesson 4 - Add and subtract ones**

Please find all lesson resources on the following link. Please either print and complete the worksheet or write in your exercise book.

<https://whiterosemaths.com/homelearning/year-2/>

**Did Victorian children go to school?**





**Reading Comprehension**


Please click on the document attached to access the reading comprehension about Victorian schools.

Victorian schools were very different to schools in Britain today. Click on the following link to learn more about how children were taught at school.



<https://www.bbc.co.uk/bitesize/topics/zxwxvcw/articles/zvm3pg8>






Now, as you have seen, there were many strict rules that children had to follow in Victorian schools – even stricter than the rules you have now!

	<p>What type of verb do you use when you write a rule? What type of sentences are rules? You will need to click on the document attached to access the Victorian Schools activity.</p> <p><b>Choose a challenge to complete:</b></p> <p><b>Red challenge</b> Can you fill in the correct punctuation? Read the instruction text and identify where the capital letters and full stops go.</p> <p><b>Green challenge</b> Read the instruction text and create some rules for Victorian school children. You can write a numbered list of all of your rules based on the ones mentioned in the text. Remember that rules are commands, so use imperative verbs (bossy verbs) in each sentence. <i>E.g. shut, close, sit.</i> You can even include the conjunction 'or' to include a punishment if the rule is not followed! <i>E.g. Put your hand up only if you are asked to <b>or</b> you will have to sit with your hands placed on your head for the rest of the day.</i></p> <p><b>Blue challenge</b> Can you create some of your own rules for your Victorian School? Pretend that you are a Victorian School teacher. How strict will you make your school? Write a list of rules that the children in your class must follow. You can use the information in the text and what you have read about Victorian Schools on bitesize. Don't forget to make them very strict! Remember that rules are commands, so use imperative verbs (bossy verbs) in each sentence. <i>E.g. shut, close, sit.</i> You can even include the conjunction 'because' or 'so that' to explain why that rule is in place. <i>E.g. Sit with your hands firmly on the desk where I can see them, <b>so that</b> you are not tempted to fiddle.</i></p>	
Friday	<p><b>Summer Term Week 3: Friday Maths Challenge</b></p> <p>Please find all lesson resources on the following link. <b>Please either print and complete the worksheet or write in your exercise book.</b></p> <p><a href="https://whiterosemaths.com/homelearning/year-2/">https://whiterosemaths.com/homelearning/year-2/</a></p> <p><b><u>Victorian Inventions</u></b></p> <p>Many people believe the majority of inventions used today are recent and created during the 20th Century, but in actual fact, many of the essentials used in day to day life were invented during the Victorian era. Although most of these would now look extremely outdated, a lot of them provide the backbone for many modern day creations.</p> <p>For example, many people claimed to have created the notable British postage stamp throughout our history. However, an Englishman, Sir Roland Hill (who was a schoolmaster) is credited with the invention of the first postage stamp in 1840 – later known as the Penny Black stamp and sporting the image of Queen Victoria's head. How is this stamp similar or different to the ones we use today?</p> <p><b>What other inventions can you discover that were made during the Victorian Era (1837 – 1901)?</b></p>	 

	<p>Create a poster of all the inventions that you discover and draw some pictures of what you have found. You may want to accompany your pictures with some fascinating facts that you have learnt. Here are some things for you to consider:</p> <ul style="list-style-type: none"> <li>• What year was this invention created?</li> <li>• Who created this invention?</li> <li>• Why did they create this invention? Why was it needed/ useful?</li> <li>• Do we still use this invention today?</li> <li>• How has this invention improved or developed over time?</li> </ul> <p>Here are some websites that may be useful:</p> <p><a href="https://victorianchildren.org/victorian-inventions/">https://victorianchildren.org/victorian-inventions/</a>  <a href="http://www.primaryhomeworkhelp.co.uk/victorians/inventiotionline.html">http://www.primaryhomeworkhelp.co.uk/victorians/inventiotionline.html</a>  <a href="https://kidskonnct.com/history/victorian-inventions/">https://kidskonnct.com/history/victorian-inventions/</a>  <a href="https://www.bbc.co.uk/bitesize/clips/zhwqxn timer/">https://www.bbc.co.uk/bitesize/clips/zhwqxn timer/</a></p> <div data-bbox="292 656 483 808">  </div> <p>We hope that you've enjoyed your learning about The Victorians this week. Follow the link below and take the quiz to see how much you've learnt!</p> <p><a href="https://www.educationquizzes.com/ks2/history/children-in-victorian-times/">https://www.educationquizzes.com/ks2/history/children-in-victorian-times/</a></p>	
--	--	--

## Additional Activities

<p><b>Science</b></p>	<p><b><u>Victorian Science</u></b></p> <p><b><u>Dinosaurs!</u></b></p> <p>You might have already seen the dinosaurs in Crystal Palace Park. Have you ever wondered why they don't look much like the dinosaurs we know about today? They are mentioned on this website, which has many other dinosaur themed activities for you to investigate.</p> <p><a href="https://www.nhm.ac.uk/discover/dinosaurs.html">https://www.nhm.ac.uk/discover/dinosaurs.html</a></p> <p>You could try making your own fossil!</p> <p><a href="https://www.childrensmuseum.org/blog/saturday-science-make-a-fossil">https://www.childrensmuseum.org/blog/saturday-science-make-a-fossil</a></p> <p><a href="https://www.bbc.co.uk/cbeebies/makes/presenters-making-a-fossil">https://www.bbc.co.uk/cbeebies/makes/presenters-making-a-fossil</a></p> <div data-bbox="1209 1055 1457 1301">  </div> <div data-bbox="304 1592 660 1912">  </div> <p><b><u>Transport!</u></b></p> <p>You may have heard of Elon Musk's proposed hyperloop. An interesting series of local Victorian inventions shows that there is a history behind the idea.</p> <p><a href="https://se26.life/t/early-pneumatic-railways-in-sydenham-and-forest-hill/1043">https://se26.life/t/early-pneumatic-railways-in-sydenham-and-forest-hill/1043</a></p> <p>What else can you find out about these railways? Does any evidence of them still remain?</p> <p><b><u>General</u></b></p> <p>Lots of different experiments to try! Have a good look around the site.</p>
-----------------------	--

	<a href="https://www.sciencefestival.co.uk/event-details/kids-lab?gclid=EAlaQobChMI1M-84Pey6QIViaztCh3GIwbcEAMYASAAEgKWxvD_BwE">https://www.sciencefestival.co.uk/event-details/kids-lab?gclid=EAlaQobChMI1M-84Pey6QIViaztCh3GIwbcEAMYASAAEgKWxvD_BwE</a>
Art / DT	<p><b><u>The Victorians</u></b></p> <p><b><u>Marshmallow Suspension bridge!</u></b></p> <p>The Victorians were excellent builders and engineers, building the first suspension bridges. With an adult or older sibling, put your building expertise to good use and make a bridge out of Marshmallow and sticks or toothpicks. You can even use spaghetti, just make sure you don't eat the building materials!</p> <p><a href="https://www.gordiehoweinternationalbridge.com/en/build-a-bridge-challenge">https://www.gordiehoweinternationalbridge.com/en/build-a-bridge-challenge</a></p>  <div style="border: 1px solid black; padding: 10px; margin-top: 20px;"> <p style="text-align: center;"><b><u>Victorian Thaumatrope Toy</u></b></p> <p>Make your own Victorian thaumatrope toy and be amazed at the picture created as it spins! Here are some instructions:</p> <p><a href="https://www.youtube.com/watch?v=dIUggquvyM">https://www.youtube.com/watch?v=dIUggquvyM</a></p> <p><a href="https://www.youtube.com/watch?v=46Mlr4hvW-E">https://www.youtube.com/watch?v=46Mlr4hvW-E</a></p> </div>  <p><b><u>Create your own dinosaur collage!</u></b></p> <p>The Victorians loved dinosaurs and collecting fossils. Waterhouse Hawkins was famous for his sketches and sculptures which can be seen in Crystal Palace. Next time you go and get some exercise collect some fallen leaves, twigs or flowers and create your own dinosaur! You could also use old magazines or paint or draw your own dinosaur based on the examples from Crystal Palace Park!</p>   <p>Here are some tutorials to help you draw these monstrous beasts!</p> <p>Triceratops:  <a href="https://www.youtube.com/watch?v=AxGz4Vs5Z14">https://www.youtube.com/watch?v=AxGz4Vs5Z14</a></p> <p>T-Rex using shapes:  <a href="https://www.youtube.com/watch?v=HYUfidBFrX0">https://www.youtube.com/watch?v=HYUfidBFrX0</a></p> <p>Ankylosaurus:  <a href="https://www.youtube.com/watch?v=ruu_XqXoY-l">https://www.youtube.com/watch?v=ruu_XqXoY-l</a></p> <p><b><u>Challenge:</u></b></p> <p>Victorian houses are famous for their detailed design. Try following this tutorial to draw your own!  <a href="https://www.youtube.com/watch?v=6GWq-Xw7Oz4">https://www.youtube.com/watch?v=6GWq-Xw7Oz4</a></p>  <p>We now have a Dalmain Twitter Art page @dalmain_art for you to share your work with the rest of the school community! We would love to see what you have created to celebrate the gifted artists we have in the school. We will also be sharing ideas and inspirational arts and crafts so don't forget to take a look.</p>
Music	<p><b><u>The Victorians</u></b></p> <p><b><u>The Music Hall</u></b></p> <p><a href="http://www.victorianschool.co.uk/victorian-music-hall.php">http://www.victorianschool.co.uk/victorian-music-hall.php</a></p> <p>The Music Hall was a very popular form of theatre entertainment during Victorian times. People would go there to hear their favourite songs to be sung by the music hall stars of the day. They would also go to see famous comedy acts and other variety acts such as jugglers and magicians.</p>

Click on this link to hear some of the songs that would be sung in the music halls. Everyone in the audience would join in. They were the pop songs of the day.  
Listen to some of the songs. Which song is your favourite?  
Make a poster advertising a performance of some of the songs.  
Can you find out the names of some of the famous Music Hall artists who were around at the time?

### **Oxford Music Hall in Victorian Times**



### **Queen Victoria**

<https://www.bbc.co.uk/cbbc/watch/horrible-histories-songs-queen-victoria-mambo-number-ten>

Queen Victoria reigned for over 63 years. In that time, she had many Prime Ministers in charge of the government. Here is a song that names them all.

What is the job of a Prime Minister?

Who is our Prime Minister now?

**Romanticism** (also called the **Romantic era** or the **Romantic period**) is a style of art, literature and **music** that was developed during the Victorian era.

Romanticism was a style where feelings, imagination, nature, and old folk traditions such as legends and fairy tales were important.

In music the orchestra became bigger with more instruments added and composers would also write fantastic pieces for the piano which had become more advanced than it had been before.

### **'Enigma Variations' by Edward Elgar**

<https://www.bbc.co.uk/teach/ten-pieces/ten-pieces-at-home/ziy3382>

Elgar was an English composer from the Romantic era. His 'Enigma Variations' are a set of pieces describing his friends – they are like musical portraits.

Draw some pictures of your family or friends that you are missing during lockdown. Maybe you could send the picture to them?

### **How the orchestra developed during Victorian times**

The new Romantic style of music that developed during the Romantic era used a bigger orchestra that featured instruments that had been redesigned and improved such as the flute and oboe.

There were also new instruments invented such as the tuba.

Click on the links below to remind yourselves of the different families of the orchestra:

Brass section - <https://www.bbc.co.uk/bitesize/clips/zky87ty>

Woodwind <https://www.bbc.co.uk/bitesize/clips/zsqsb9q>

Strings - <https://www.bbc.co.uk/bitesize/clips/z36b9j6>

Percussion - <https://www.youtube.com/watch?v=xGKpngeslSI>

**Can you clap along to the rhythms of the claves (sticks) and maracas?**

### **BBC Bitesize KS2 Music**

<https://www.bbc.co.uk/bitesize/subjects/zwxfhg8>

This is a site that has short clips about different areas of music learning

	<p>The first section is about 'Rhythm and Pulse' – we have been calling 'Pulse' the 'steady beat' in class.</p> <p>Watch some of the clips films and test yourself with the quiz.</p>
P.E.	<p><b><u>Dance</u></b></p> <p>Each week, you will now be provided with a dance lesson from Trinity Laban. There will be a new video each week with a different theme. All you have to do is click on the link and use the password provided by the school (sent via ParentMail) to access the video. Have fun!</p> <p>KS1- My Vegetable Garden <a href="https://vimeo.com/418395532">https://vimeo.com/418395532</a></p> <p><b><u>Victorian PE!</u></b></p> <p>Here are some fun ways for you to keep fit at home, Victorian style! You can do these on your own, or with other members of your household.</p> <p>As well as playing with toys, Victorian children also played these games for fun!</p> <div data-bbox="298 745 512 927" data-label="Image"> </div> <p><b>Hopscotch (Numeracy link)</b></p> <p>Use chalk outdoors for children to have a go at creating their own hopscotch patterns.</p> <p><b>Rock, Paper, Scissors (with a PE twist!)</b></p> <p>Explain the rules – rock beats scissors, scissors beats paper, paper beats rock. Play as a chasing game! With their partner, play 'Rock, Paper, Scissors' and the 'winner' of each round has to catch their partner before they touch the wall (homie).</p> <div data-bbox="1179 972 1449 1178" data-label="Image"> </div> <div data-bbox="298 1207 496 1382" data-label="Image"> </div> <p><b>Skipping</b></p> <p>Give children the opportunity to play with skipping ropes freely and experiment with different kinds of skipping.</p> <p><b>Hoops</b></p> <p>Victorian children would race each other rolling iron hoops up and down the street with a stick. Use hula hoops for children to practise rolling along and when they are ready, have some races!</p> <div data-bbox="1150 1415 1449 1637" data-label="Image"> </div> <div data-bbox="298 1675 496 1870" data-label="Image"> </div> <p><b>Leapfrog (Numeracy link)</b></p> <p>In pairs, children practise leapfrog! Encourage them to count how many jumps they can do in a row with their partner before getting tired! Potential to practise counting in 2s, 5s, 10s, etc. whilst leaping.</p>
Extra fun	<p>We are missing you all so much and thought it was time that we were able to join in on the fun that you are all having whilst completing your learning and other activities at home.</p> <p>Take any (or all) of your Year 2 staff on your adventures with you, and be sure to document our time together. Print off our pictures where possible, and take good care of us :) Make sure that we are all getting some rest, amongst the fun.</p>

Can you work out who's who?

hi



hi



Here is a list of activities that we can do together, or you can plan some other Victorian explorations for us.

1. Let's read together. You know how we LOVE to listen to you read.
2. Going on a walk would be amazing.
3. Build a fort!
4. Can we try to play some video games with you?
5. Can we have some chill time with your family? Let's just hang out.

6. We need to work out and keep up our fitness. Let's get strong together.
7. Can you be the teacher for the day? Show us some of your Victorian facts.
8. Let's just play outside. There is so much to do in the sunshine.
9. You know we're not great at drawing. Can you teach me to draw some pictures?
10. Hmm, when was the last time you helped out around the house? Let's do some chores together.
11. You know we love Random Acts of Kindness. Let's see yours.
12. Maybe we could try to make our own Victoria Sponge Cake.
13. Let's do a Victorian research activity together. Can you find out what sorts of toys children played with in the Victorian times?
14. Choose your own Victorian Adventure! Maybe you could spend some time working in a Victorian factory, or have a school day in a Victorian school. Surprise us :)

Don't forget that you can send in some pictures of your fantastic adventures!

**Screen Time**

BBC History: Day in the life: Victorians - <https://vimeo.com/27817973>

Factories in Victorian Britain - <https://www.youtube.com/watch?v=iKcSXqUrMGU>

Schools in Victorian Britain - <https://www.youtube.com/watch?v=qMeddmTxPzg>