



# Year 4



**Term 5 Week 5– 25th- 29<sup>th</sup> May**

## **This week's topic: The Victorians**

**Dear Parents and Carers,**

Well done for all your hard work last week. We hope you had a wonderful weekend and that your families are keeping well and safe. This document provides a home-learning schedule for next week, and we are going to be learning about The Victorians. Most resources needed can be accessed online or in the home, please do not feel you have to get anything additional. The structure will be similar to last week and will include activities where the children can work with an adult or work independently. We understand that this is a very stressful time for many people and therefore you must only do what is reasonable for you. For your child's daily Maths and SPAG learning, they should continue to use their Sumdog account and follow the White Rose scheme of work (*see below for details*).

If you have any issues with your Sumdog log-ins please contact the school. We can easily provide these for you. You can send any queries to [office@dalmain.lewisham.sch.uk](mailto:office@dalmain.lewisham.sch.uk) and they will quickly be passed back to us!

Nobody expects you to be working with your child from 9am-3pm. This isn't practical and will only leave both you and your child feeling frustrated! Encourage your child to be independent and let them choose what activities they want to complete. As a guideline, we suggest no more than 45 minutes of Maths and English each day. Reading would be an additional activity. These are only suggested times. As a parent, you know what is best for your child.

Wellbeing Wednesday's activities will be emailed to parents and carers through parentmail. We hope that these activities may help to address some of the worries at this challenging time. We must remember to look after our mental wellbeing, children and adults alike!

Well done to everyone for their work so far, and we hope you enjoy learning about The Victorians.

**Remember to look at the additional activities section as they cross over with the daily activities! Some of the daily activities have both science, art, DT links! So, check for any extra ideas/ activities!**

If you have a sibling in another year group, you could team up and help each other with your projects!

If you would like to share any of your learning outcomes with us, then please do forward them to the school email address which is [office@dalmain.lewisham.sch.uk](mailto:office@dalmain.lewisham.sch.uk) - we would love to see the work you have produced.

Take care and stay safe,

Miss Higgins and Mr Phillips

In your pack each week we will try to include:

- Open ended project ideas and research topics
- Activities to explore independently or together
- Games to play
- Ideas for science experiments
- Art and craft ideas
- Links to other learning resources
- A use for toilet roll tubes...



Maths : We have included the PDF links for week 4 of the White Rose learning resources in the week's plan's below.

Watch the video clips for the different lessons and please either complete on the printed worksheet or in your workbooks.

The video support isn't broken down for each day. There is one sheet with the links for the week. Here is the link to the video clips below!

<https://resources.whiterosemaths.com/wp-content/uploads/2020/05/Year-4-Week-4.pdf>

**Extra games:**

<https://www.transum.org/Software/SW/Anagrams/default.asp>

**Grammar and spelling:**

Grammar has also been updated on Sumdog alongside spelling.

**Additional websites:**

<https://www.bbc.co.uk/bitesize/topics/zhrrd2p>

<https://www.teachwire.net/news/7-of-the-best-online-grammar-games-for-ks2>

Day	Tasks	Completed?
Monday	<p><b><u>Maths</u></b></p> <p><b>Lesson 1, week 4- worksheet</b></p> <p><a href="https://resources.whiterosemaths.com/wp-content/uploads/2020/04/Lesson-1-Correspondence-problems-2019.pdf">https://resources.whiterosemaths.com/wp-content/uploads/2020/04/Lesson-1-Correspondence-problems-2019.pdf</a></p> <p>Video links for the week</p> <p><a href="https://resources.whiterosemaths.com/wp-content/uploads/2020/05/Year-4-Week-4.pdf">https://resources.whiterosemaths.com/wp-content/uploads/2020/05/Year-4-Week-4.pdf</a></p> <p><b><u>Research Day</u></b></p> <p>The Victorian period was the period during Queen Victoria's reign.</p> <p>Create a timeline showing key events from the beginning of Victoria's reign until the end! Also include any dates or events that are particularly interesting for you!</p> <p>Below are some resources to help you:</p> <p><a href="https://www.mysteriesintime.co.uk/victorian-era-for-kids">https://www.mysteriesintime.co.uk/victorian-era-for-kids</a></p> <p><a href="https://www.history.com/topics/19th-century/victorian-era-timeline">https://www.history.com/topics/19th-century/victorian-era-timeline</a></p>	


<http://www.primaryhomeworkhelp.co.uk/timeline/victorian.htm>

<http://www.primaryhomeworkhelp.co.uk/victorians/timeline.htm>

<https://www.theschoolrun.com/homework-help/victorian-era>

<https://www.theschoolrun.com/homework-help/victorian-era>

<https://victorianchildren.org/victorian-inventions/>



Tuesday

**Maths**

**Lesson 2, week 4- worksheet**

<https://resources.whiterosemaths.com/wp-content/uploads/2020/04/Lesson-2-Perimeter-of-a-rectangle-2019.pdf>

The life of children in Victorian Britain

Life was not easy for Victorian children!

During the years of Queen Victoria's reign, attitudes towards children's education changed dramatically and by the later Victorian years both boys and girls were able to go to school!

You are going to do some research about what life was like for the average Victorian Child at school!

<http://www.simplehistory.co.uk/time-travel/education-victorian-britain/>

<https://victorianchildren.org/victorian-schools/>

<http://www.victorianschool.co.uk/schoolday.php>

<http://victorian-era.org/childrens-education-in-victorian-era.html>

<http://www.victorianschool.co.uk/schoolday.html>

<http://resources.woodlands-junior.kent.sch.uk/homework/victorians/children/schools.htm>

<http://primaryfacts.com/9/facts-about-victorian-schools-and-classrooms/>





Option 1:

Create an information poster to explain what school was like the Victorian period.

Possible sub-headings

- What did they look like and who went?
- Teachers
- Classrooms
- Lessons
- Punishments
- Rules

Option 2 :

Write a diary entry from the perspective of a Victorian school child at the end of their school day. Remember to use this structure for the diary entry:

1. What happened in school today?
2. How do you feel about what happened?
3. What are your hopes for the future? What do you want to happen after today?

**Wednesday**

**Remember that it is Wellbeing Wednesday – check the school’s website for this week’s updates! Look under News & Dates / Coronavirus Updates and you will find loads of resources and activities.**

**Maths**

**Lesson 3, week 4- worksheet**

<https://resources.whiterosemaths.com/wp-content/uploads/2020/04/Lesson-3-Perimeter-of-rectilinear-shapes-2019.pdf>

**Time Capsule**

**Activity:**

Imagine we were able to find a time capsule from the Victorian age made by Victorian school children.

It would have been very helpful for us as we learn about what life was like for them!  
Maybe we could create a time capsule for children alive in 2200 who will want to learn about present day life at school!

The first thing we are going to prepare for this time capsule is a letter. Each child from Year 4 could write a letter telling a child of the future what school life is like for us today.

Possible letter structure:

1. Tell them who you are and why you're writing
2. Tell them about what our school day looks like (not in lockdown)
3. Tell them about your favourite parts of school life
4. Tell them about you might change if you were in charge of education in the U.K
5. Close the letter by bringing it back to them, and telling them you hope they found it interesting.



If you want to include more in your time capsule you can – you could draw pictures, include some photos, include some items that show children of the future what school life looks like today!

You do not have to bury your time capsule – wait until we are back at school to share! You could take a photo of it for now! You could also add things to do with lockdown.

**Thursday**

### **Maths**

#### **Lesson 4, week 4- worksheet**

<https://resources.whiterosemaths.com/wp-content/uploads/2020/04/Lesson-4-Counting-squares-2019.pdf>

Day to day life in the Victorian period was obviously very different to life today. Children did not have Xboxes, computers, iPads, or any kind of technological device! What could they possibly have spent their time doing?


Would it surprise you to find out that they did share some of our childhood games?

Board games such as Snakes and Ladders, Ludo and Draughts were popular indoor games.



Outdoors, Victorian children played with toys like hoops, marbles and skipping ropes, with friends in the street, or in the school playground.

They played chasing games such as Tag, Blind Man's Bluff, and played catch with balls.



### Design your own Victorian boardgame or toy

Either

- 1) Design your own toy or boardgame o
- 2) Choose a game that already exists today and change it! **For example, could you make a Guess Who game for Victorians?**

### Think about:

#### **For boardgame:**

What will the purpose of the game be?

What will you need to play the game?

How many people can play the game?

Who will enjoy this game?

What will the rules of the game be?

You should:

- Draw a diagram of your boardgame.
- Explain the concept of the game- How do you win? How do you lose?
- What are the rules?
- How do you play?

#### **For toy:**

Think about:

What does it look like?

What is it made from?

How do you play it?

How many people can play with it at once?

Who is it for?

You should:

- Draw a diagram of your toy

- How do you use it?
- Write instructions on how to use it properly.



**Friday**

### **Maths**

- No lesson 5 for maths

### **Research/ Art project**

Lots of the rhymes we sing today were made in the Victorian period!

I am going to share some with you below!

#### **When Little Fred Went to Bed**

When little Fred went to bed,  
He always said his prayers.  
He kissed mamma and then papa,  
And straightway went upstairs.

#### **Goosey Goosey Gander**

Goosey goosey gander,  
Whither shall I wander?  
Upstairs and downstairs





And in my lady's chamber.  
There I met an old man  
Who wouldn't say his prayers,  
So I took him by his left leg  
And threw him down the stairs.


### Hot Cross Buns

Hot cross buns!  
Hot cross buns!  
One ha' penny, two ha' penny,  
Hot cross buns!  
If you have no daughters,  
Give them to your sons  
One ha' penny,  
Two ha' penny,  
Hot Cross Buns!



### Jack and Jill

Jack and Jill went up the hill  
To fetch a pail of water  
Jack fell down and broke his crown  
And Jill came tumbling after  
Jack got up, and home did trot  
As fast as he could caper  
To old Dame Dob, who patched his nob  
With vinegar and brown paper  
Jack and Jill went up the hill  
To fetch a pail of water  
Jack fell down and broke his crown  
And Jill came tumbling after



Which nursery rhyme is your favourite? Did you know any of them before?

### Activity:

You could use the rhymes above, or you could find some more nursery rhymes that were written during the Victorian period.

**Choose a nursery rhyme and use it's rhythm to make up your own! You could draw some illustrations to go with your rhyme**

## Additional Activities

### Science

#### Dinosaurs!

You might have already seen the dinosaurs in Crystal Palace Park. Have you ever wondered why they don't look much like the dinosaurs we know about today? They are mentioned on this website, which has many other dinosaur themed activities for you to investigate.

<https://www.nhm.ac.uk/discover/dinosaurs.html>

You could try making your own fossil!

<https://www.childrensmuseum.org/blog/saturday-science-make-a-fossil>

<https://www.bbc.co.uk/cbeebies/makes/presenters-making-a-fossil>

### Transport!

You may have heard of Elon Musk's proposed hyperloop. An interesting series of local Victorian inventions shows that there is a history behind the idea.

<https://se26.life/t/early-pneumatic-railways-in-sydenham-and-forest-hill/1043>

What else can you find out about these railways? Does any evidence of them still remain?

### General

Lots of different experiments to try! Have a good look around the site.

[https://www.sciencefestival.co.uk/event-details/kids-lab?gclid=EAlaIQobChMI1M-84Pey6QIViaztCh3GIwbcEAMYASAAEgKWXvD\\_BwE](https://www.sciencefestival.co.uk/event-details/kids-lab?gclid=EAlaIQobChMI1M-84Pey6QIViaztCh3GIwbcEAMYASAAEgKWXvD_BwE)

## Art / DT

### The Victorians

#### Marshmallow Suspension bridge!


The Victorians were excellent builders and engineers, building the first suspension bridges. With an adult or older sibling, put your building expertise to good use and make a bridge out of Marshmallow and sticks or toothpicks. You can even use spaghetti, just make sure you don't eat the building materials!



<https://www.gordiehoweinternationalbridge.com/en/build-a-bridge-challenge>

#### Make your own ammonite!


The Victorians loved dinosaurs and collecting fossils. Follow these instructions created by sculptor Darrell Wakelam to build your own ammonite fossil!





Waterhouse Hawkins was famous for his sketches and sculptures which can be seen in Crystal Palace. Using a pencil or pen, sketch a scene in the style of

Waterhouse Hawkins. You can use hatching and cross hatching to create tonal values and shadows.



Here are some tutorials to help you draw these monstrous beasts!

Triceratops:

<https://www.youtube.com/watch?v=AxGz4Vs5Z14>

T-Rex using shapes:

<https://www.youtube.com/watch?v=HYUfidBfrXO>

Ankylosaurus:

[https://www.youtube.com/watch?v=ruu\\_XqXoY-I](https://www.youtube.com/watch?v=ruu_XqXoY-I)

**Challenge:**

Victorian houses are famous for their detailed design. Try following this tutorial to draw your own!

<https://www.youtube.com/watch?v=6GWq-Xw7Oz4>

**Build your own diorama inspired by a Victorian country house:**

A diorama is a model or scene in small scale, like a dolls house or Lego street scene. Use materials you have at home, or Lego to create your own by following this video or looking at images of Victorian homes or street scenes.



Tutorial of Vacluse House diorama:

<https://www.youtube.com/watch?v=n0clVUZ1E18&feature=youtu.be>

**Victorian Invention:**

The Victorian era is renowned for the growth of industry and inventiveness. The lightbulb, the first batteries (voltaic piles) steam powered paddle boats and the birth of photographs are just a few examples. However, amongst the incredible machines and feats of engineering came some less well-known examples of creativity.....



Fig. 1. — Mouleur à cylindre.



Fig. 2. — Mouleur à cylindre.

The Stamp Licker





Fig. 3. — Lampe à incandescence de M. S. Tenet (grande distribution).

Electric Jewellery



(L'Appareil à vapeur à propulsion à l'huile de M. S. Tenet (grande distribution)).



(L'Appareil à vapeur à propulsion à l'huile de M. S. Tenet (grande distribution)).

The Rolling Bridge

Using pen and ink or pencil, create your own fantastical Victorian invention! Draw it as a diagram and provide a brief explanation of how it works. If you are feeling very inventive why not build your first prototype out of what you have at home? Just don't dismantle any electrical equipment or furniture in the quest for materials!

We now have a Dalmain Twitter Art page [@dalmain\\_art](https://twitter.com/dalmain_art) for you to share your work with the rest of the school community! We would love to see what you have created to celebrate the gifted artists we have in the school. We will also be sharing ideas and inspirational arts and crafts so don't forget to take a look.



## Music

**The Music Hall** <http://www.victorianschool.co.uk/victorian-music-hall.php>

The Music Hall was a very popular form of theatre entertainment during Victorian times. People would go there to hear their favourite songs to be sung by the music hall stars of the day. They would also go to see famous comedy acts and other variety acts such as jugglers and magicians. Click on this link to hear some of the songs that would be sung in the music halls. Everyone in the audience would join in. They were the pop songs of the day.

Listen to some of the songs. Which song is your favourite?

Make a poster advertising a performance of some of the songs.

Can you find out the names of some of the famous Music Hall artists who were around at the time?

### Oxford Music Hall in Victorian Times



**Queen Victoria** <https://www.bbc.co.uk/cbbc/watch/horrible-histories-songs-queen-victoria-mambo-number-ten>

Queen Victoria reigned for over 63 years. In that time, she had many Prime Ministers in charge of the government. Here is a song that names them all.

What is the job of a Prime Minister?

Who is our Prime Minister now?

**Romanticism** (also called the **Romantic era** or the **Romantic period**) is a style of art, literature and **music** that was developed during the Victorian era.

Romanticism was a style where feelings, imagination, nature, and old folk traditions such as legends and fairy tales were important.

In music the orchestra became bigger with more instruments added and composers would also write fantastic pieces for the piano which had become more advanced than it had been before.

**‘Enigma Variations’ by Edward Elgar** <https://www.bbc.co.uk/teach/ten-pieces/ten-pieces-at-home/zjy3382>

Elgar was an English composer from the Romantic era. His ‘Enigma Variations’ are a set of pieces describing his friends – they are like musical portraits.

Draw some pictures of your family or friends that you are missing during lockdown.

Maybe you could send the picture to them?

	<p><b><u>How the orchestra developed during Victorian times</u></b></p> <p>The new Romantic style of music that developed during the Romantic era used a bigger orchestra that featured instruments that had been redesigned and improved such as the flute and oboe. There were also new instruments invented such as the tuba. Click on the links below to remind yourselves of the different families of the orchestra.</p> <p><b>Brass section</b> - <a href="https://www.bbc.co.uk/bitesize/clips/zky87ty">https://www.bbc.co.uk/bitesize/clips/zky87ty</a></p> <p>Woodwind <a href="https://www.bbc.co.uk/bitesize/clips/zsqsb9q">https://www.bbc.co.uk/bitesize/clips/zsqsb9q</a></p> <p>Strings - <a href="https://www.bbc.co.uk/bitesize/clips/z36b9j6">https://www.bbc.co.uk/bitesize/clips/z36b9j6</a></p> <p>Percussion - <a href="https://www.youtube.com/watch?v=xGKpngeslSI">https://www.youtube.com/watch?v=xGKpngeslSI</a></p> <p><b>Can you clap along to the rhythms of the claves (sticks) and maracas?</b></p> <p><b>BBC Bitesize KS2 Music</b> <a href="https://www.bbc.co.uk/bitesize/subjects/zwxhfg8">https://www.bbc.co.uk/bitesize/subjects/zwxhfg8</a></p> <p>This is a site that has short clips about different areas of music learning</p> <p>The first section is about 'Rhythm and Pulse' – we have been calling 'Pulse' the 'steady beat' in class.</p> <p>Watch some of the clips films and test yourself with the quiz.</p>
P.E.	<p><b>PE with Joe Wicks (Monday – Friday at 9am)</b></p> <p>Here are some additional website that have some relaxing and energetic resources to either relax you, or let off some steam!</p> <p><a href="https://www.gonoodle.com/">https://www.gonoodle.com/</a></p> <p><a href="https://yogawithadriene.com/yoga-for-kids/">https://yogawithadriene.com/yoga-for-kids/</a></p> <p><a href="https://www.youtube.com/user/CosmicKidsYoga">https://www.youtube.com/user/CosmicKidsYoga</a></p> <p><b>P.E Activities you could create at home:</b></p> <p><a href="https://www.youthsporttrust.org/pe-home-learning">https://www.youthsporttrust.org/pe-home-learning</a></p> <p><b>Alternatively, if you are able to go on a daily run, walk, or cycle with a family member, definitely do! Miss Higgins has been going on a lot of runs and doing some online yoga classes!</b></p>