



Nursery



Term 6 Week 1: 1st – 5th June

This week's topic: The Victorians

Dear Parents & Carers

Once again, it was so good to catch up with you during our telephone conversations on Monday. You are all doing an incredible job and should be super proud of yourselves. Please continue to share some of the incredible work you have been doing and let us know if you have acquired any new hobbies or interests since you have been at home.

Thank you for your positive feedback regarding the weekly plans and feel free to adapt them to suit your needs. Please also let us know if you are facing difficulties via the school email address and we will endeavour to resolve them as quickly as possible. This week's topic is **The Victorians**, which will require some research. Fortunately you do not need to look far to see evidence of Victorian influences all around us, from architecture to poetry, and even our children's nursery rhymes, just to name a few. We hope that you will enjoy discovering new and interesting information about your local area during this fascinating topic.

In your pack each week, we will try to include:

Open ended project ideas and research topics

- + Activities to explore independently or together
- + Physical activities
- + Ideas for science experiments
- + Art and craft ideas
- + Links to other learning resources
- + A use for recycled items






Finally, here are some tips you might find useful.

- + Make a schedule of the day's events
- + Have a morning meeting - similar to our carpet time and discuss the plans for the day and include the weather, days of the week, how they might be feeling etc.
- + Create a behaviour plan – rewards and consequences, a sticker chart works well.
- + Think about activities that can be undertaken on a larger scale outdoors
- + Allow snack /water /toilet breaks
- + Allow 10-15 minutes of physical activities in between sitting down
- + Positively encourage mark making
- + Praise their effort – reward with stickers etc.
- + Review your schedule and discuss what went well and what needs to be improved
- + Be kind to yourself and give yourself a pat on the back
- + Check out twinkl's parent hub for ideas of how to support children across the age phase.
<https://www.twinkl.co.uk/blog/how-to-utilise-twinkl-during-the-coronavirus-shutdown-a-guide-for-schools>

Wishing you all the very best,

The Nursery Team

Day	Tasks	Completed?
Daily Maths and Phonics	<p>Maths choices Please feel free to continue with the phonics and maths activities from previous weeks. Here are the links for White Rose Maths based on the book Superworm.</p>  <p>https://wrm-13b48.kxcdn.com/wp-content/uploads/2020/05/Day-2-Superworm.pdf</p> <p>https://wrm-13b48.kxcdn.com/wp-content/uploads/2020/05/Day-3-Superworm.pdf</p> <p>https://wrm-13b48.kxcdn.com/wp-content/uploads/2020/05/Day-4-Superworm.pdf</p> <p>https://wrm-13b48.kxcdn.com/wp-content/uploads/2020/05/Day-5-Superworm.pdf</p> <p>Phonics choices</p>  <p>1. s, a, t, i, p, n 2. c k, e, h, r, m, d 3. g, o, u, l, f, b 4. ai, j, oa, ie, ee, or 5. z, w, ng, v, oo, oo 6. y, x, ch, sh, th, th 7. qu, ou, oi, ue, er, ar</p> <p>Continue with the letter sounds from previous weeks. If you have learnt the first set of letter sounds you can try segmenting (sound out) and blending (say the word) the following word: c-a-t, p-a-t, s-a-t, etc. Do not worry if your child is not at this stage, continue to learn the letter sounds in the set and model how to blend the sounds into words.</p> <p>https://www.twinkl.co.uk/resource/T-L-005-Phase-2-Sound-button-word-cards</p> <p>You can copy the above link for sound cards to support learning the sounds in group one. For children who are not yet showing an understanding of letter sounds, please ensure they are listening to lots of nursery rhymes and actions songs and reading lots of picture books. You can also engage them in the following listening games: Chinese whispers, sound discrimination games including musical instruments and identifying everyday sounds, I spy with my little eye, something beginning with the letter.....etc.</p> <p>For children who are independently using phonics skills to write plausible words, please follow either the Starfall reading programme or continue to work through the video clips at your child's pace. If your child is becoming stressed or anxious, you can always return to the activity another time. Remember to keep it light hearted and fun.</p> <p>https://youtu.be/Gub37mi3pL0</p> <p>If your child is ready to learn the short vowel sounds a- I, you can paste this link into your browser and work through the exercise.</p>  <p>https://youtu.be/rYSweI7LR0M More short vowel sounds (o)</p> <p>https://youtu.be/PdtJyKyZB4k For children learning to identify upper and lower case letters.</p> <p>Paste this link into your browser: gauge whether this is too strenuous and stop when your child has had enough. https://youtu.be/h3Xrtm0IVnY</p> <p>I have not changed the structure of the phonics to give you the opportunity to choose the best options for your child.</p>	

Monday

Take a look at these examples of physical exercises that children would have done during Victorian times. <https://youtu.be/nzdHrnDgttU>



Can you copy their actions?

Can you think of some moves of your own?

Song

Start your day by singing 'If you're happy and you know it'

<https://www.youtube.com/watch?v=71hqRT9U0wg>

Can you make up some of your own verses? Sing beautifully and loudly and maybe Mrs Jackson will be able to hear you from her house. She will be listening out for your singing.

An introduction to the Victorians. Who were they?

https://youtu.be/XqPlj2_w_6M



What have you learnt about Queen Victoria?

What was her very special job?

If she were alive today, what questions would you like to ask her?

((<https://youtu.be/wcHKJRcLLwY>) Here are some interesting facts presented by a child.

Listen out for all the **firsts** in this clip.

How many can you remember?

Did your grownups know these facts?

Speaking and listening and Writing task

During the first clip, you learnt that Queen Victoria kept a journal and always remembered to Write about the things that happened throughout her day.

Ask your grownup to help you to make a journal.

<https://youtu.be/E7PEDIZG8hc> check out this link for simple book making techniques

<https://youtu.be/oddVRvxBVSc> once you have made your journal, begin by writing your name on the front cover and make it look colourful and interesting by thinking of fun ways to decorate it.

Maths

<https://wrm-13b48.kxcdn.com/wp-content/uploads/2020/05/Day-1-Superworm.pdf>

Superworm day1

Story

<https://youtu.be/-8lejHv9Zl0> click on this link to listen to the original story of the Three Bears by Robert Southey.

Tuesday

Start your day by playing a Victorian game. https://youtu.be/aUi0V6_ROW



Do you know the name of this game?

Did you know that Victorian children also played marbles?

Try to find out about other games they played.

Maths Activity

Can you name the numbers on the hopscotch?

Can you find the number that is one more or one less than the number you have landed on?

For more advanced hopscotch maths click on this link <https://youtu.be/Y0ZfnPax8po>

The history of Dalmain Primary School

Grove Road School, Brockley Rise, Forest Hill, c. 1876



The Grove Road (later Dalmain Road) school was built by the School Board for London, which had been set up under the 1870 Act. It was their first local school and was opened in 1873 in one of the few poor areas of Forest Hill. Indeed, it remained the only state school there until 1903. The horseman seen on the right were turning into Grove Road, which was part of the West Kent Park estate. It was not much above the level of a slum. The nearest building was the original school of 1873, which became the infants' department when the taller boys and girls' school was added in 1875.

Task

Look at the photographs. Do you recognise any of the buildings?

Can you believe that the old black and white picture is what our school looked like a very long time ago? Look at the old picture and see how many things have changed.



Why is there smoke coming out of the chimneys?

Did you know that boys and girls were not allowed to sit together in class?

What else have you found out about schools in Victorian times?


<https://www.youtube.com/watch?v=OQLH4CN18IY&feature=youtu.be> Click on this link for more information about schools.

Story (<https://youtu.be/5xzOllGgjf0>) choose from these traditional tales read by Christopher Timothy.

Wednesday

Nursery Rhyme

Mrs Jackson would like you to sing this nursery rhyme with your grownups.



Jack and Jill <https://www.youtube.com/watch?v=EFj0K38sPmA>

Jack and Jill went up the hill to fetch a pail of water.

Jack fell down and broke his crown and Jill came tumbling after....

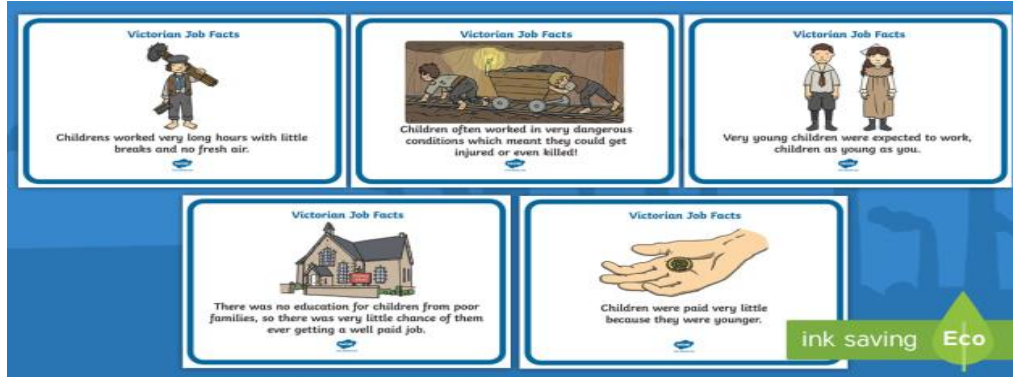
You can find the other verses by clicking on the link.

Can you make up some actions to go with this rhyme?


See if you can hear the rhyming words at the end of each line.

A long, long time ago, some children had to go to work because their parents were very poor! To find out about the jobs children had to do, click on this link. You will be very shocked.

<https://www.twinkl.co.uk/resource/t-t-4017-the-victorians-victorian-children-job-facts-poster>



<https://www.twinkl.co.uk/resource/t-t-9712-victorian-school-colouring-pages> Here are some Victorian school colouring sheets you might like to colour.



http://www.judgeslodging.org.uk/resources/marble_games/



Learn to play some new games using marbles.

Can you make up your own marble games?

You can also use your marbles to help you to add two sets of numbers.

Have you found out any other interesting facts that you can draw a picture of in your book? Remember that Queen Victoria did some writing every day!



Thursday

How are you getting on with learning your nursery rhymes? Have you learnt any new ones? Mrs Jackson has been very busy this week and would like you to try another rhyme. She thinks you might already know this one. Be sure to do the actions.

Hot Cross Buns <https://www.youtube.com/watch?v=re3gXNTtwig>

Hot cross buns, hot cross buns.

One a penny, two a penny, hot cross buns.

Give them to your daughters, give them to your sons.

One a penny, two a penny,

Hot cross buns.

Task

Take a look at this picture and see if you and your adults can work out where in Forest Hill this might be. Have you worked it out yet? I will let you have just one clue. It is close to the train station.

Next time you are out take a closer look at the buildings and see if you can tell which ones are old and which are the newer houses. There is lots of history in your local area. Why not spend some time doing a bit of local research? Remember to take some photographs for your scrapbook.



The Victorians were very good at building and inventing new machines and engines and wanted to put on a great exhibition. Click on this links below to hear detailed account of the story. (https://youtu.be/iNUrMS4N_cM) You will learn many interesting facts you will need to explain to your child. <https://youtu.be/CzvHv9CmdKQ>

This clip is the shortened, more child-friendly account. <https://youtu.be/gTDvpqFtKZA>



Did you notice anything in the clips that is still in the park? The next time you visit Crystal Palace, be sure to take a walk around the old site to see the ruins of the old building.

Task

Mr Roberts would like you to try the activities in the Art and D/T section.

Story:

<https://www.youtube.com/watch?v=QFD4KoyXuu8> The Boy who cried wolf.

Friday

Song

Another from Mrs Jackson's list

Little Jack Horner <https://www.youtube.com/watch?v=G7iClw36DwM>

Little Jack Horner sat in the corner eating his Christmas pie.

He put in his thumb and pulled out a plum

And said: 'What a good boy am I?'

Another place of interest in Forest Hill



Do you know the name of this building? <https://youtu.be/zhGJTHyHFgo> Find out all about the Horniman Museum. <https://youtu.be/hyqG--7boY8>

Although the museum is currently closed to the public, the garden remains open from 8am to 4pm.

Task

Can you find out what year the museum was built?

Who is it named after?

This week's plans are aimed at generating interest in your local history. I have chosen buildings that are popular and might be familiar to the children. You could also go for a walk down your road, looking at buildings and in the wider community. You might choose to look at churches, pubs, stations, schools etc. Most places will have evidence of when they were built and with practice, you will learn to recognise the styles and characteristics of Victorian architecture.

Art/DT

Marshmallow Suspension bridge!

The Victorians were excellent builders and engineers, building the first suspension bridges. With an adult or older sibling, put your building expertise to good use and make a bridge out of Marshmallow and sticks or toothpicks. You can even use spaghetti; just make sure you don't eat the building materials!



<https://www.gordiehoweinternationalbridge.com/en/build-a-bridge-challenge>



Victorian Spinner Toy

Make your own Victorian spinner toy and be amazed at the patterns created as it spins! Here are some instructions:

<https://www.redtedart.com/diy-paper-spinner-toys/>

<https://www.youtube.com/watch?v=5JkggCKYdiA&feature=youtu.be>

Create your own dinosaur collage!

The Victorians loved dinosaurs and collecting fossils. Waterhouse



Hawkins was famous for his sketches and sculptures which can be seen in Crystal Palace. Next time you go and get some exercise collect some fallen leaves, twigs or flowers and create your own dinosaur! You

could also use old magazines or paint or draw your own dinosaur based on the examples from Crystal Palace Park!



Here are some tutorials to help you draw these monstrous beasts!

<https://www.youtube.com/watch?v=EZ2h6W4YVz0>

<https://www.youtube.com/watch?v=7GWN9y6TSh4>

We now have a Dalmain Twitter Art page [@dalmain_art](#) for you to share your work with the rest of the school community! We would love to see what you have created to celebrate the gifted artists we have in the school. We will also be sharing ideas and inspirational arts and crafts so don't forget to take a look.

Victorian toys. This link shows a video power point of the toys of your choice.

<https://www.twinkl.co.uk/resource/t-t-5356-toys-from-the-past-video-powerpoint>



<https://www.twinkl.co.uk/resource/t-t-24970-new-victorian-toys-boat-paper-model>

Learn how to make a paper boat.



<https://www.twinkl.co.uk/resources/ks1-twinkl-originals-key-stage-1/twinkl-educational-publishing-fiction-story-books-story-primary-resources-english-key-stage-1/the-old-toy-room-fiction-ks1-twinkl-originals>

Toys from the past display photos <https://www.twinkl.co.uk/resource/t-t-772-toys-from-the-past-display-photos>



There is also 'The old toy room' e- book. <https://www.twinkl.co.uk/resources/ks1-twinkl-originals-key-stage-1/twinkl-educational-publishing-fiction-story-books-story-primary-resources-english-key-stage-1/the-old-toy-room-fiction-ks1-twinkl-originals>

Look at old teddies, most famous, expensive teddies. Compare with your own teddy bear.

Stick and hoop rolling

Jump rope (skipping rope) how many jumps can you count? Can you get to ten jumps?

Marbles

Tea set. Have a teddy bears' tea party. Write invitations to your family members.

Whip and top game <https://youtu.be/Tuf9EbmnzDM>



Victorian children loved playing with toy trains. Do you have a train set? You could set up a small world scene. Look at different types of trains and talk about the differences in speed, shape, design and how they are powered.

Start your day by singing 'If you're happy and you know it'

<https://www.youtube.com/watch?v=71hqRT9U0wg>

Can you make up some of your own verses? Sing beautifully and loudly and maybe Mrs Jackson will be able to hear you from her house. She will be listening out for your singing.

In Victorian times, the children would really love to sing and say rhymes with their family and friends. Can you learn some of these Victorian rhymes with a grown-up or an older brother or sister? You could draw some pictures to go with the rhymes.



Little Jack Horner

Little Jack Horner sat in the corner eating his Christmas pie. He put in his thumb and pulled out a plum. And said: 'What a good boy am I?'



Hot Cross Buns <https://www.youtube.com/watch?v=re3gXNTtwig>

Jack and Jill

<https://www.youtube.com/watch?v=EFj0K38sPmA>

Jack and Jill went up the hill to fetch a pail of water.
Jack fell down and broke his crown and Jill came



A Rocking Horse

Some rich children in Victorian times might have been lucky enough to have a rocking horse as a toy. You can pretend to be on a horse just by skipping around the room whilst you sing 'Ride a cock horse'. <https://www.youtube.com/watch?v=AO5v5Tp0yXs>

Can you find something to shake in the 'Jangle, jangle, jangle' part of the song?

In Victorian times, toys were very expensive to buy so children's parents and carers would make toys for their children. Sometimes the children would help to make their toys.

Peg dolls

Victorian dolls were very expensive so often poorer children would make dolls from pegs. Can you make a doll? Maybe you could use the inside of a toilet roll. You could sing 'Miss Polly has a dolly' to your doll.

<https://www.youtube.com/watch?v=Z8RHUK7nvE>



Ball from rags

Some poorer children would have balls made from rags. They could learn how to throw, catch, and play games just as easily with these balls as with those bought from a shop.

Sing along to 'Where is the ball?' Can you make up some new words and play the game with a ball?

<https://www.youtube.com/watch?v=ftLIV92ovgk&vl=en>

Victorian times the orchestra got bigger

Watch this clip that tells you about the instruments of the orchestra.

<https://www.bbc.co.uk/cbeebies/watch/cbeebies-prom-orchestra>

In Victorian times lots of beautiful music was written for the orchestra.

Listen to the two pieces below and enjoy dancing to them.

The Dance of the 'Sugar Plum Fairy' by Tchaikovsky

<https://www.bbc.co.uk/bitesize/clips/z4n4wmn>

Tchaikovsky was a composer who was writing music in Victorian times. He wrote the music to lots of ballets.

This piece is from his ballet 'The Nutcracker'.

Watch the clip and see how many instruments you can name in the orchestra.

Can you dance around to the music?

Here is another version of the music from the Disney film 'Fantasia'

<https://www.youtube.com/watch?v=60I5XuA57Kc&list=PLC7A5876D7566ACE0>

The 'Can Can' from 'Orpheus in the Underworld' by Jacques Offenbach

<https://www.youtube.com/watch?v=sBXVAULyqO0>

Another composer who wrote music during Victorian times was Jacques Offenbach. He wrote this great piece of music. Have fun dancing to it. What dance moves can you make up?

How does this music make you feel?

How is it different from the 'Dance of the Sugar Plum Fairy'?



And this is a picture of Mr Offenbach.

Physical

Daily physical exercise
Dancing and movement
Pencil grip
Cutting with scissors